

(19) World Intellectual Property Organization  
International Bureau



(43) International Publication Date  
12 September 2002 (12.09.2002)

PCT

(10) International Publication Number  
**WO 02/070572 A2**

(51) International Patent Classification<sup>7</sup>: **C08F 210/16**,  
210/06, 297/08, C08L 23/10, C08F 4/602

(74) Agents: **FAULKNER, Kevin, M. et al.**; ExxonMobil Chemical Company, P.O. Box 2149, Baytown, TX 77522-2149 (US).

(21) International Application Number: **PCT/US02/02379**

(22) International Filing Date: 28 January 2002 (28.01.2002)

(25) Filing Language: English

(26) Publication Language: English

(30) Priority Data:  
09/800,238 6 March 2001 (06.03.2001) US

(71) Applicant: **EXXONMOBIL CHEMICAL PATENTS INC.** [US/US]; 5200 Bayway Drive, Baytown, TX 77520-2101 (US).

(72) Inventors: **MEHTA, Aspy, K.**; 21210 Atascocita Point Drive, Humble, TX 77346 (US). **CHEN, Michael, C.**; 1504 Chimney Rock, Houston, TX 77056 (US). **MCALPIN, James, J.**; 16811 Heath Hollow, Houston, TX 77058 (US). **SPECA, Anthony, N.**; 4306 Hill Forest Drive, Kingwood, TX 77345-1423 (US). **TORMASCHY, Kelly**; 16704 Sabertooth Drive, Round Rock, TX 78681 (US). **LIN, Chon, Y.**; 3811 Park Center Court, Houston, TX 77059 (US).

(81) Designated States (*national*): AE, AL, AM, AT, AU, AZ, BA, BB, BG, BR, BY, CA, CH, CN, CR, CU, CZ, DE, DK, DM, EE, ES, FI, GB, GD, GE, GH, GM, HR, HU, ID, IL, IN, IS, JP, KE, KG, KP, KR, KZ, LC, LK, LR, LS, LT, LU, LV, MA, MD, MG, MK, MN, MW, MX, NO, NZ, PL, PT, RO, RU, SD, SE, SG, SI, SK, SL, TJ, TM, TR, TT, TZ, UA, UG, UZ, VN, YU, ZA, ZW.

(84) Designated States (*regional*): ARIPO patent (GH, GM, KE, LS, MW, MZ, SD, SL, SZ, TZ, UG, ZM, ZW), Eurasian patent (AM, AZ, BY, KG, KZ, MD, RU, TJ, TM), European patent (AT, BE, CH, CY, DE, DK, ES, FI, FR, GB, GR, IE, IT, LU, MC, NL, PT, SE, TR), OAPI patent (BF, BJ, CF, CG, CI, CM, GA, GN, GQ, GW, ML, MR, NE, SN, TD, TG).

**Published:**

— without international search report and to be republished upon receipt of that report

For two-letter codes and other abbreviations, refer to the "Guidance Notes on Codes and Abbreviations" appearing at the beginning of each regular issue of the PCT Gazette.

(54) Title: **PROPYLENE POLYMERS FOR FILMS**

(57) Abstract: This invention relates generally to crystalline propylene polymers, to methods for their production and to methods for their use in film applications. Specifically, this invention relates to crystalline propylene polymers comprising both propylene homopolymer and propylene copolymer. The compositions are prepared using metallocene catalyst systems comprising at least two metallocenes in a polymerization process that involves the sequential or parallel polymerization of propylene homopolymer and copolymer using propylene with a small amount of comonomer, preferably ethylene. The polymerization is catalyzed by a dual metallocene catalyst system. The resulting polymers have a broad, bimodal molecular weight distribution. The resulting polymers are excellent for use in the production of biaxially oriented films or non-oriented films. Films prepared with these propylene polymers have a significantly broader processability range and can be evenly stretched at lower temperature compared to films prepared from traditional propylene polymer.

WO 02/070572 A2

**TITLE: PROPYLENE POLYMERS FOR FILMS****FIELD OF THE INVENTION**

5 This invention relates generally to propylene polymers, to methods for their production and to methods for their use in oriented and non-oriented film applications. More particularly, the present invention relates to a two-stage polymerization process used to make tailored crystallinity resins and random copolymers of propylene and ethylene using a dual metallocene catalyst system.

10

**BACKGROUND**

Polypropylene films are widely used in tape applications and in packaging applications such as food packaging. The optimization of processing characteristics and film properties of propylene based films has been the subject of  
15 intense effort. U.S. 5,118,566, for example, describes a biaxially oriented film made from polypropylene, a natural or synthetic resin, and a nucleating agent. The process for producing this film includes biaxially drawing the film at temperatures below the melting point of the polypropylene.

20

Critical to the rheological properties of the film is the starting propylene polymer. For instance, as discussed by A.K. Mehta et al. in 2 METALLOCENE-BASED POLYOLEFINS 463-488 (J. Scheirs & W. Kaminsky eds., John Wiley & Sons 2000), properties such as the molecular weight distribution (MWD), composition distribution (CD), tacticity, and  $\alpha$ -olefin incorporation are important  
25 in final film performance. Attempts to achieve these optimal properties have been made with polymerization processes catalyzed by conventional Ziegler-Natta (ZN) catalysts as well as single metallocene catalysts. While metallocene catalyzed propylene polymer is known, single metallocene, single stage production processes are often inadequate to achieve the range of desired  
30 properties for films. To achieve ideal performance, polypropylene production methods must be tailored to meet the desired characteristics. One such production method that can tailor the resultant polypropylene polymer is a multi-stage

-2-

metallocene process, where the  $\alpha$ -olefin incorporation can take place in one or more stages during the propylene polymerization.

Multiple stage polymerization processes are known in the art as is the use of multiple metallocenes. However, multiple stage polymerization processes are typically used to prepare block copolymers which contain rubbery materials as opposed to the crystalline polymers. U.S. 5,280,074; 5,322,902, 5,346,925, and WO98/10016, for example, describe two-stage processes for producing propylene block copolymers. The propylene/ethylene copolymer portion of these compositions is a non-crystalline, rubbery material suitable for molding applications rather than films. U.S. 5,708,090 discusses a two stage process for making polypropylene based materials for high impact molding applications. EP 0 704 463 discloses a two stage process using metallocenes that produce polymer suitable for low impact resistance applications having a relatively high comonomer content.

Ziegler-Natta based propylene polymers and copolymers have been used to make films as described in U.S. 5,298,561. U.S. 5,350,817 and Canadian Patent Application No. 2,133,181 describe the use of two or more metallocenes for the preparation of isotactic propylene polymers, however, neither reference describes a multiple stage process for the production of crystalline polymers such as those described herein.

There is a need to produce propylene homopolymer and copolymer films having a combination of desirable attributes that is not achieved in the prior art. A film is needed that combines the attributes of high melt strength at low shear rate while improving shear thinning at high shear rate. A film should also have a broad processing window during fabrication and a favorable balance of film properties not yet achieved in the art.

30

## SUMMARY

The present invention is directed towards such a film, and the propylene polymers used to make such a film, wherein the polymer resulting from the method of the invention has a broadened molecular weight distribution in at least  
5 the second stage of the process, while maintaining a high degree of crystallinity.

The inventors of the present invention have found that the properties of propylene polymers can be tailored by forming either a tailored crystallinity resin, or a random copolymer. A "tailored crystallinity resin" (TCR) is a polymer made  
10 by polymerizing propylene in one stage and then further polymerizing propylene and a minor amount of comonomer in a separate stage using a metallocene catalyst system comprising at least two metallocenes in each of the stages. A "random copolymer" (RCP), as used here, is a crystalline propylene composition made by polymerizing propylene and a minor amount of comonomer in a single  
15 stage or multiple stage process using a metallocene catalyst system comprising at least two metallocenes in each of the stages, wherein the comonomer is incorporated into all stages of the polymerization. The resulting polymers of this invention have surprisingly high molecular weights and broad molecular weight distributions, and offer processability benefits in oriented and non-oriented film applications. Films made from these unique polymers have a significantly broader  
20 processability range and can be evenly stretched at lower temperatures compared to the polypropylene films available today. The resulting films have a favorable balance of properties including high strength, good optical properties and good barrier properties.

25

Specifically, the inventors have found that the incorporation of less than or equal to 1 wt% ethylene comonomer in one embodiment, and from 1 to 5 wt% ethylene comonomer in another embodiment, during the polymerization process as described herein results in a substantial broadening of the molecular weight  
30 distribution at the high molecular weight end as evidenced by the relatively large value in the molecular weights, and Mz values. This is unexpected since with both the individual metallocenes used alone the molecular weight drops with

ethylene addition. The molecular weight broadening improves the rheological properties of the film as described herein.

The objects of the invention are achieved by providing a propylene  
5 homopolymer and copolymer having a broad molecular weight distribution, while maintaining a high level of crystallinity. This is achieved by providing in one embodiment a TCR propylene polymer comprising: (a) from 10 to 90 wt% homopolymerized crystalline propylene units; and (b) from 90 to 10 wt% crystalline propylene copolymer wherein the wt% of the comonomer based on the  
10 total weight of the polymer is in the range of from 0.05 to 15; wherein each polymer is prepared in a separate stage utilizing in each stage a metallocene catalyst system comprising two metallocene catalyst components and wherein the polymer has a molecular weight distribution (Mw/Mn) in the range of from 2.1 to 10. In another embodiment, the objectives are achieved by providing an RCP  
15 crystalline propylene copolymer, wherein the wt% of the comonomer based on the total weight of the polymer is in the range from about 0.05 to about 15, wherein the RCP is prepared in a single stage or multiple stage utilizing in each stage a metallocene catalyst system comprising two metallocene catalyst components, and wherein the RCP has a molecular weight distribution (Mw/Mn) in the range from  
20 about 2.1 to about 10.

#### DESCRIPTION OF DRAWINGS

Figure 1 is a GPC Molecular Weight Distribution plot of Samples 1, 2A,  
2B, 3, 4, and 5;

Figure 2 is a GPC Molecular Weight Distribution plot of Samples 2A and  
6;

Figure 3 is a DSC Melting Distribution plot of Samples 2A, 4, and 6;

Figures 4A and 4B are Processing Window During Biaxial Stretching plots  
of Samples 2A, 4, and 6;

Figure 5 is a Processability plot of Samples 2A and 9;

Figure 6 is a GPC Molecular Weight Distribution plot of Samples 10-18;

5

Figure 7 is a GPC Molecular Weight Distribution of Sample 10 Reactor Discharged Polymers;

10

Figure 8 is a Composition Distribution for Samples 10, 11, 13, 15, 17 and 18;

Figure 9 is a Molecular Weight Distribution of Sample 10 and its Fractions; and;

15

Figure 10 is a plot of Shear Viscosity versus Shear Rate of Samples 11, 13 and 17.

#### DETAILED DESCRIPTION

This invention relates to (1) crystalline propylene polymers, and methods  
20 of making the polymers, and (2) oriented and non-oriented films made from the crystalline propylene polymers and methods of making these films. These are described in turn below.

As used herein "crystalline" is defined as having identifiable peak melting  
25 points above about 100°C as determined by Differential Scanning Calorimetry (DSC peak melting temperatures).

As used herein, "isotactic" is defined as having at least 40% isotactic  
pentads according to analysis by  $^{13}\text{C}$ -NMR. As used herein, "highly isotactic" is  
30 defined as having at least 60% isotactic pentads according to analysis by  $^{13}\text{C}$ -NMR.

As used herein, "molecular weight" means weight average molecular weight (Mw) and "molecular weight distribution," (MWD), means Mw divided by number average molecular weight (Mn). The "Mz" value is the high average molecular weight value, calculated as discussed by A.R. Cooper in CONCISE  
5      ENCYCLOPEDIA OF POLYMER SCIENCE AND ENGINEERING 638-39 (J.I. Kroschwitz, ed. John Wiley & Sons 1990).

As used herein, the new numbering scheme for the Periodic Table of  
10      Elements Groups are used as in HAWLEY'S CONDENSED CHEMICAL DICTIONARY 852 (John Wiley & Sons, 13th ed. 1997).

As used herein, unless differentiated, "polymerization" includes copolymerization and terpolymerization, "monomer" includes comonomer and  
15      termonomer, and "polymer" includes copolymer and terpolymer.

### Methods for Making Crystalline Propylene Polymers

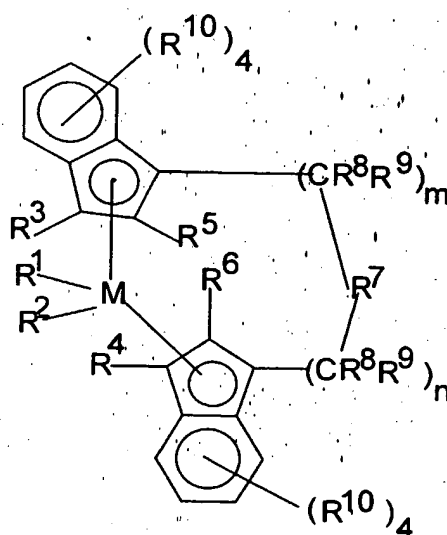
The methods of this invention involve the use of metallocene catalyst systems that comprise at least two metallocenes and an activator. Desirably, these  
20      catalyst system components are supported on a support material.

### Metallocenes

As used herein "metallocene" refers generally to compounds represented by the formula  $Cp_mMR_nX_q$  wherein Cp is a cyclopentadienyl ring which may be  
25      substituted, or derivative thereof which may be substituted, M is a Group 4, 5, or 6 transition metal, for example titanium, zirconium, hafnium, vanadium, niobium, tantalum, chromium, molybdenum and tungsten, R is a hydrocarbyl group or hydrocarboxy group having from one to 20 carbon atoms, X is a halogen, and  $m=1-3$ ,  $n=0-3$ ,  $q=0-3$ , and the sum of  $m+n+q$  is equal to the oxidation state of the  
30      transition metal.

Methods for making and using metallocenes are very well known in the art. For example, metallocenes are detailed in U.S. 4,530,914; 4,542,199; 4,769,910; 4,808,561; 4,871,705; 4,933,403; 4,937,299; 5,017,714; 5,026,798; 5,057,475; 5,120,867; 5,278,119; 5,304,614; 5,324,800; 5,350,723; 6,143,686; and 5,391,790.

Preferred metallocenes are represented by the formula:



wherein M is a metal of Group 4, 5, or 6 of the Periodic Table preferably, zirconium, hafnium and titanium, most preferably zirconium;

R<sup>1</sup> and R<sup>2</sup> are identical or different, preferably identical, and are one of a hydrogen atom, a C<sub>1</sub>-C<sub>10</sub> alkyl group, preferably a C<sub>1</sub>-C<sub>3</sub> alkyl group, a C<sub>1</sub>-C<sub>10</sub> alkoxy group, preferably a C<sub>1</sub>-C<sub>3</sub> alkoxy group, a C<sub>6</sub>-C<sub>10</sub> aryl group, preferably a C<sub>6</sub>-C<sub>8</sub> aryl group, a C<sub>6</sub>-C<sub>10</sub> aryloxy group, preferably a C<sub>6</sub>-C<sub>8</sub> aryloxy group, a C<sub>2</sub>-C<sub>10</sub> alkenyl group, preferably a C<sub>2</sub>-C<sub>4</sub> alkenyl group, a C<sub>7</sub>-C<sub>40</sub> arylalkyl group, preferably a C<sub>7</sub>-C<sub>10</sub> arylalkyl group, a C<sub>7</sub>-C<sub>40</sub> alkylaryl group, preferably a C<sub>7</sub>-C<sub>12</sub> alkylaryl group, a C<sub>8</sub>-C<sub>40</sub> arylalkenyl group, preferably a C<sub>8</sub>-C<sub>12</sub> arylalkenyl group, or a halogen atom, preferably chlorine;

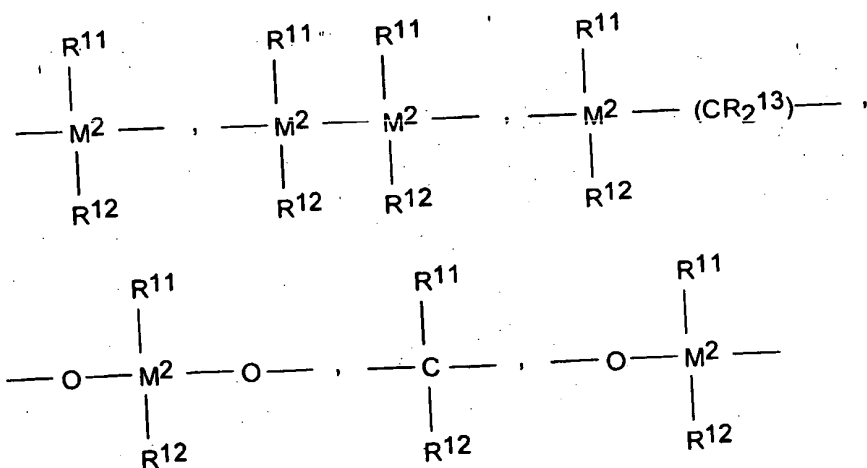


$R^3$  and  $R^4$  are hydrogen atoms;

$R^5$  and  $R^6$  are identical or different, preferably identical, are one of a halogen atom, preferably a fluorine, chlorine or bromine atom, a  $C_1$ - $C_{10}$  alkyl group, preferably a  $C_1$ - $C_4$  alkyl group, which may be halogenated, a  $C_6$ - $C_{10}$  aryl group, which may be halogenated, preferably a  $C_6$ - $C_8$  aryl group, a  $C_2$ - $C_{10}$  alkenyl group, preferably a  $C_2$ - $C_4$  alkenyl group, a  $C_7$ - $C_{40}$  -arylalkyl group, preferably a  $C_7$ - $C_{10}$  arylalkyl group, a  $C_7$ - $C_{40}$  alkylaryl group, preferably a  $C_7$ - $C_{12}$  alkylaryl group, a  $C_8$ - $C_{40}$  arylalkenyl group, preferably a  $C_8$ - $C_{12}$  arylalkenyl group, a  $-NR_2^{15}$ ,  $-SR^{15}$ ,  $-OR^{15}$ ,  $-OSiR_3^{15}$  or  $-PR_2^{15}$  radical, wherein  $R^{15}$  is one of a halogen atom, preferably a chlorine atom, a  $C_1$ - $C_{10}$  alkyl group, preferably a  $C_1$ - $C_3$  alkyl group, or a  $C_6$ - $C_{10}$  aryl group, preferably a  $C_6$ - $C_9$  aryl group;

15

$R^7$  is



$-B(R^{11})-$ ,  $-Al(R^{11})-$ ,  $-Ge-$ ,  $-Sn-$ ,  $-O-$ ,  $-S-$ ,  $-SO-$ ,  $-SO_2-$ ,  $-N(R^{11})-$ ,  $-CO-$ ,  $-P(R^{11})-$ ,  
or  $-P(O)(R^{11})-$ ;

wherein R<sup>11</sup>, R<sup>12</sup> and R<sup>13</sup> are identical or different and are a hydrogen atom, a halogen atom, a C<sub>1</sub>-C<sub>20</sub> alkyl group, preferably a C<sub>1</sub>-C<sub>10</sub> alkyl group, a C<sub>1</sub>-C<sub>20</sub> fluoroalkyl group, preferably a C<sub>1</sub>-C<sub>10</sub> fluoroalkyl group, a C<sub>6</sub>-C<sub>30</sub> aryl group, preferably a C<sub>6</sub>-C<sub>20</sub> aryl group, a C<sub>6</sub>-C<sub>30</sub> fluoroaryl group, preferably a C<sub>6</sub>-C<sub>20</sub> fluoroaryl group, a C<sub>1</sub>-C<sub>20</sub> alkoxy group, preferably a C<sub>1</sub>-C<sub>10</sub> alkoxy group, a C<sub>2</sub>-C<sub>20</sub> alkenyl group, preferably a C<sub>2</sub>-C<sub>10</sub> alkenyl group, a C<sub>7</sub>-C<sub>40</sub> arylalkyl group, preferably a C<sub>7</sub>-C<sub>20</sub> arylalkyl group, a C<sub>8</sub>-C<sub>40</sub> arylalkenyl group, preferably a C<sub>8</sub>-C<sub>22</sub> arylalkenyl group, a C<sub>7</sub>-C<sub>40</sub> alkylaryl group, preferably a C<sub>7</sub>-C<sub>20</sub> alkylaryl group or R<sup>11</sup> and R<sup>12</sup>, or R<sup>11</sup> and R<sup>13</sup>, together with the atoms binding them, can form ring systems;

M<sup>2</sup> is silicon, germanium or tin, preferably silicon or germanium, most preferably silicon;

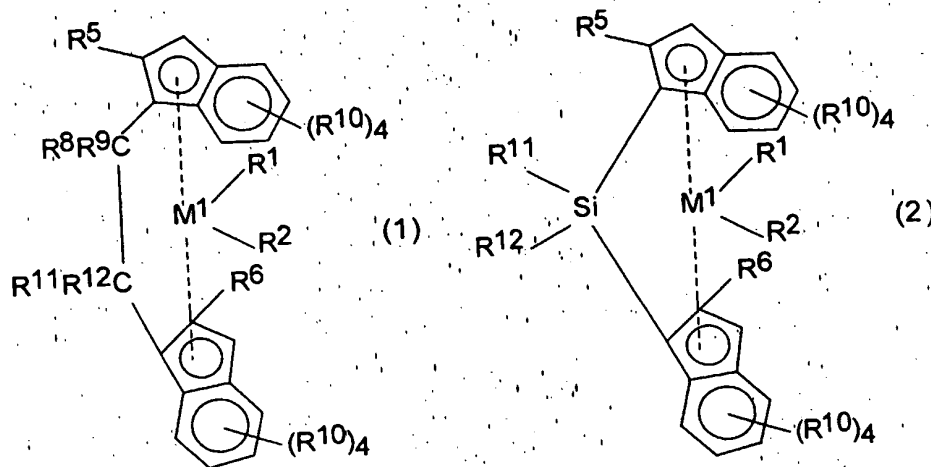
R<sup>8</sup> and R<sup>9</sup> are identical or different and have the meanings stated for R<sup>11</sup>;

m and n are identical or different and are zero, 1 or 2, preferably zero or 1, m plus n being zero, 1 or 2, preferably zero or 1; and

the radicals R<sup>10</sup> are identical or different and have the meanings stated for R<sup>11</sup>, R<sup>12</sup> and R<sup>13</sup>. Two adjacent R<sup>10</sup> radicals can be joined together to form a ring system, preferably a ring system containing from 4-6 carbon atoms.

Alkyl refers to straight or branched chain substituents. Halogen (halogenated) refers to fluorine, chlorine, bromine or iodine atoms, preferably fluorine or chlorine.

Particularly desirable metallocenes are compounds of the structures (1) and (2):

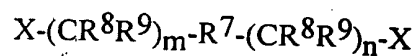
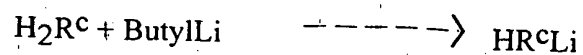


wherein  $M^1$  is Zr or Hf,  $R^1$  and  $R^2$  are methyl or chlorine, and  $R^5$ ,  $R^6$ ,  $R^8$ ,  $R^9$ ,  $R^{10}$ ,  $R^{11}$  and  $R^{12}$  have the above-mentioned meanings.

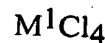
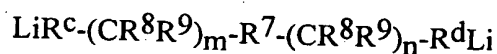
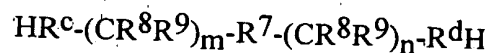
These chiral metallocenes may be used as a racemate mixture for the preparation of highly isotactic polypropylene copolymers. It is also possible to use the pure R or S form. An optically active polymer can be prepared with these pure stereoisomeric forms. Preferably, the meso form of the metallocene is removed to ensure the center (i.e., the metal atom) provides stereoregular polymerization. Separation of the stereoisomers can be accomplished by known literature techniques. For special products it is also possible to use rac/meso mixtures.

Generally, these metallocenes are prepared by a multi-step process involving repeated deprotonations/metallations of the aromatic ligands and introduction of the bridge and the central atom by their halogen derivatives. While not meaning to be bound by the following scheme, the reaction scheme below illustrates this generic approach:

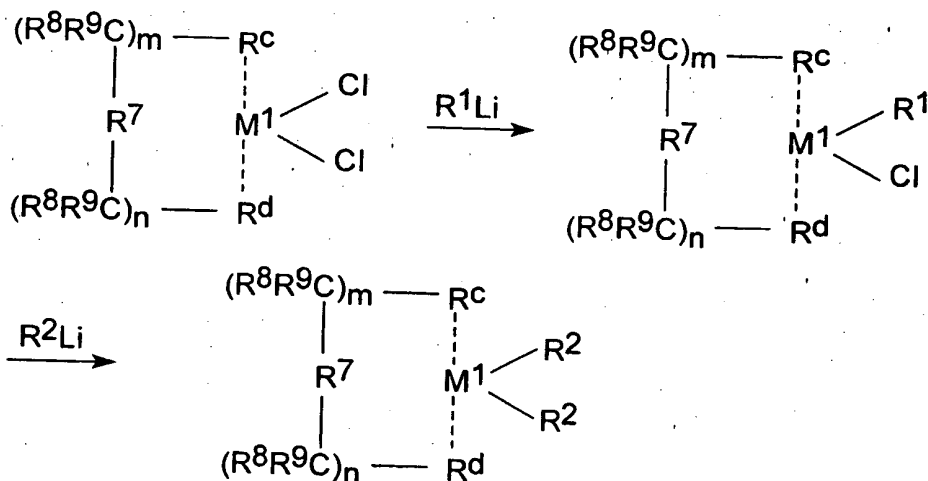
-11-



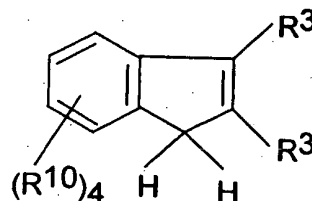
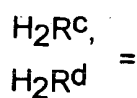
5



10



X = Cl, Br, I or O-tosyl;



Additional methods for preparing metallocenes are fully described in the  
 15 288 *J. Organometallic Chem.* 63-67 (1985), and in EP-A- 320762.

Illustrative but non-limiting examples of preferred metallocenes include the following:

- Dimethylsilandiylbis(2-methyl-4-phenyl-1-indenyl) zirconium dichloride
- Dimethylsilandiylbis(2-methyl-4,5-benzoindenyl) zirconium dichloride;
- 5 Dimethylsilandiylbis(2-methyl-4,6-diisopropylindenyl) zirconium dichloride;
- Dimethylsilandiylbis(2-ethyl-4-phenyl-1-indenyl) zirconium dichloride;
- Dimethylsilandiylbis(2-methyl-4-naphthyl-1-indenyl) zirconium dichloride
- Dimethylsilandiylbis(2-ethyl-4-naphthyl-1-indenyl) zirconium dichloride;
- Phenyl(methyl)silandiylbis(2-methyl-4-phenyl-1-indenyl) zirconium dichloride,
- 10 Dimethylsilandiylbis(2-methyl-4-(1-naphthyl)-1-indenyl) zirconium dichloride;
- Dimethylsilandiylbis(2-methyl-4-(2-naphthyl)-1-indenyl) zirconium dichloride,
- Dimethylsilandiylbis(2-methyl-indenyl) zirconium dichloride,
- Dimethylsilandiylbis(2-methyl-4,5-diisopropyl-1-indenyl) zirconium dichloride,
- Dimethylsilandiylbis(2,4,6-trimethyl-1-indenyl) zirconium dichloride,
- 15 Phenyl(methyl)silandiylbis(2-methyl-4,6-diisopropyl-1-indenyl) zirconium dichloride,
- 1,2-Ethandiylbis(2-methyl-4,6-diisopropyl-1-indenyl) zirconium dichloride,
- 1,2-Butandiylbis(2-methyl-4,6-diisopropyl-1-indenyl) zirconium dichloride,
- Dimethylsilandiylbis(2-methyl-4-ethyl-1-indenyl) zirconium dichloride,
- 20 Dimethylsilandiylbis(2-methyl-4-isopropyl-1-indenyl) zirconium dichloride,
- Dimethylsilandiylbis(2-methyl-4-t-butyl-1-indenyl) zirconium dichloride,
- Phenyl(methyl)silandiylbis(2-methyl-4-isopropyl-1-indenyl) zirconium dichloride,
- Dimethylsilandiylbis(2-ethyl-4-methyl-1-indenyl) zirconium dichloride,
- Dimethylsilandiylbis(2,4-dimethyl-1-indenyl) zirconium dichloride,
- 25 Dimethylsilandiylbis(2-methyl-4-ethyl-1-indenyl) zirconium dichloride,
- Dimethylsilandiylbis(2-methyl- $\alpha$ -acenaphthyl-1-indenyl) zirconium dichloride,
- Phenyl(methyl)silandiylbis(2-methyl-4,5-benzo-1-indenyl) zirconium dichloride,
- Phenyl(methyl)silandiylbis(2-methyl-4,5-(methylbenzo)-1-indenyl) zirconium dichloride,
- 30 Phenyl(methyl)silandiylbis(2-methyl-4,5-(tetramethylbenzo)-1-indenyl) zirconium dichloride,

- Phenyl(methyl)silandiylbis (2-methyl- $\alpha$ -acenaphthyl-1-indenyl) zirconium dichloride,  
1,2-Ethandiylbis(2-methyl-4,5-benzo-1-indenyl) zirconium dichloride,  
1,2-Butandiylbis(2-methyl-4,5-benzo-1-indenyl) zirconium dichloride,  
5 Dimethylsilandiylbis(2-methyl-4,5-benzo-1-indenyl) zirconium dichloride,  
1,2-Ethandiylbis(2,4,7-trimethyl-1-indenyl) zirconium dichloride,  
Dimethylsilandiylbis(2-methyl-1-indenyl) zirconium dichloride,  
1,2-Ethandiylbis(2-methyl-1-indenyl) zirconium dichloride,  
Phenyl(methyl)silandiylbis(2-methyl-1-indenyl) zirconium dichloride,  
10 Diphenylsilandiylbis(2-methyl-1-indenyl) zirconium dichloride,  
1,2-Butandiylbis(2-methyl-1-indenyl) zirconium dichloride,  
Dimethylsilandiylbis(2-ethyl-1-indenyl) zirconium dichloride,  
Dimethylsilandiylbis(2-methyl-5-isobutyl-1-indenyl) zirconium dichloride,  
Phenyl(methyl)silandiylbis(2-methyl-5-isobutyl-1-indenyl) zirconium dichloride,  
15 Dimethylsilandiylbis(2-methyl-5-t-butyl-1-indenyl) zirconium dichloride,  
Dimethylsilandiylbis(2,5,6-trimethyl-1-indenyl) zirconium dichloride,  
Dimethylsilandiylbis (2-methyl-4-phenyl-1-indenyl) zirconium dimethyl,  
Dimethylsilandiylbis(2-methyl-4,5-benzoindenyl) zirconium dimethyl;  
Dimethylsilandiylbis(2-methyl-4,6-diisopropylindenyl) zirconium dimethyl;  
20 Dimethylsilandiylbis(2-ethyl-4-phenyl-1-indenyl) zirconium dimethyl;  
Dimethylsilandiylbis (2-methyl-4-naphthyl-1-indenyl) zirconium dimethyl  
Dimethylsilandiylbis (2-ethyl-4-naphthyl-1-indenyl) zirconium dimethyl,  
Phenyl(methyl)silandiylbis(2-methyl-4-phenyl-1-indenyl) zirconium dimethyl,  
Dimethylsilandiylbis(2-methyl-4-(1-naphthyl)-1-indenyl) zirconium dimethyl,  
25 Dimethylsilandiylbis(2-methyl-4-(2-naphthyl)-1-indenyl) zirconium dimethyl,  
Dimethylsilandiylbis(2-methyl-indenyl) zirconium dimethyl,  
Dimethylsilandiylbis(2-methyl-4,5-diisopropyl-1-indenyl) zirconium dimethyl,  
Dimethylsilandiylbis(2,4,6-trimethyl-1-indenyl) zirconium dimethyl,  
Phenyl(methyl)silandiylbis(2-methyl-4,6-diisopropyl-1-indenyl) zirconium  
30 dimethyl,  
1,2-Ethandiylbis(2-methyl-4,6-diisopropyl-1-indenyl) zirconium dimethyl,  
1,2-Butandiylbis(2-methyl-4,6-diisopropyl-1-indenyl) zirconium dimethyl,

- Dimethylsilandiylbis(2-methyl-4-ethyl-1-indenyl) zirconium dimethyl,  
Dimethylsilandiylbis(2-methyl-4-isopropyl-1-indenyl) zirconium dimethyl,  
Dimethylsilandiylbis(2-methyl-4-t-butyl-1-indenyl) zirconium dimethyl,  
Phenyl(methyl)silandiylbis(2-methyl-4-isopropyl-1-indenyl) zirconium dimethyl,  
5 Dimethylsilandiylbis(2-ethyl-4-methyl-1-indenyl) zirconium dimethyl,  
Dimethylsilandiylbis(2,4-dimethyl-1-indenyl) zirconium dimethyl,  
Dimethylsilandiylbis(2-methyl-4-ethyl-1-indenyl) zirconium dimethyl,  
Dimethylsilandiylbis(2-methyl- $\alpha$ -acenaphthyl-1-indenyl) zirconium dimethyl,  
Phenyl(methyl)silandiylbis(2-methyl-4,5-benzo-1-indenyl) zirconium dimethyl,  
10 Phenyl(methyl)silandiylbis(2-methyl-4,5-(methylbenzo)-1-indenyl) zirconium  
dimethyl,  
Phenyl(methyl)silandiylbis(2-methyl-4,5-(tetramethylbenzo)-1-indenyl)  
zirconium dimethyl,  
Phenyl(methyl)silandiylbis (2-methyl- $\alpha$ -acenaphthyl-1-indenyl) zirconium  
15 dimethyl,  
1,2-Ethandiylbis(2-methyl-4,5-benzo-1-indenyl) zirconium dimethyl,  
1,2-Butandiylbis(2-methyl-4,5-benzo-1-indenyl) zirconium dimethyl,  
Dimethylsilandiylbis(2-methyl-4,5-benzo-1-indenyl) zirconium dimethyl,  
1,2-Ethandiylbis(2,4,7-trimethyl-1-indenyl) zirconium dimethyl,  
20 Dimethylsilandiylbis(2-methyl-1-indenyl) zirconium dimethyl,  
1,2-Ethandiylbis(2-methyl-1-indenyl) zirconium dimethyl,  
Phenyl(methyl)silandiylbis(2-methyl-1-indenyl) zirconium dimethyl,  
Diphenylsilandiylbis(2-methyl-1-indenyl) zirconium dimethyl,  
1,2-Butandiylbis(2-methyl-1-indenyl) zirconium dimethyl,  
25 Dimethylsilandiylbis(2-ethyl-1-indenyl) zirconium dimethyl,  
Dimethylsilandiylbis(2-methyl-5-isobutyl-1-indenyl) zirconium dimethyl,  
Phenyl(methyl)silandiylbis(2-methyl-5-isobutyl-1-indenyl) zirconium dimethyl,  
Dimethylsilandiylbis(2-methyl-5-t-butyl-1-indenyl) zirconium dimethyl,  
Dimethylsilandiylbis(2,5,6-trimethyl-1-indenyl) zirconium dimethyl, and the like.

These preferred metallocene catalyst components are described in detail in U.S. 6,143,686, 5,145,819; 5,243,001; 5,239,022; 5,329,033; 5,296,434; and 5,276,208; and 5,374,752; and EP 549 900 and 576 970.

5       The metallocenes preferably selected for use in this invention are two or more different metallocenes which, when used alone, produce isotactic, crystalline propylene polymer and when used in combination, produce polymer having the attributes desired for the particular film application of interest. Particularly desirable metallocenes are those selected from formulas 1 and/or 2 which when  
10       used alone to produce propylene homopolymer, are capable of producing an isotactic polymer having a weight average molecular weight of from about 25,000 to about 1,500,000 at commercially attractive temperatures of from about 50°C to about 120°C. Preferably, two or more metallocenes are selected which produce polymers having different molecular weights. This results in a broader molecular  
15       weight distribution of the polymer.

      The metallocenes used may show different molecular weight responses when in the presence of comonomer as will be described later in the Examples. This will also affect the molecular weight distribution of the product. For  
20       example, we have found that the incorporation of less than or equal to 1 wt% ethylene comonomer in one embodiment, from 1 to 5 wt% ethylene comonomer in another embodiment, during the polymerization process as described herein results in a substantial broadening of the molecular weight distribution at the high molecular weight end. This is unexpected since with both the individual  
25       metallocenes used, the molecular weight drops with ethylene addition.

      Additional broadening of molecular weight distribution may be practiced through reactor process techniques. For example, operating the different stages of a multiple stage polymerization process with varying levels of hydrogen, a  
30       molecular weight regulator, is known in the art to produce broadening of molecular weight distribution.



In one embodiment, the catalyst system used in the process of this invention comprises at least two metallocenes. The at least two metallocene is capable of producing propylene homopolymer at polymerization temperatures of from about 50°C to about 100°C having a molecular weight in the range of from 25,000 to 300,000, preferably from 100,000 to 300,000. The other metallocene is preferably capable of producing propylene homopolymer at the same temperature that has a molecular weight in the range of from 25,000 to 2,000,000 in one embodiment, 150,000 to 1,500,000 in another embodiment, and from 300,000 to 1,000,000 in yet another embodiment. Preferably, each metallocene produces a polymer component having a molecular weight distribution of less than 3, preferably less than 2.5.

In one embodiment of the invention the at least two metallocenes are selected from the group consisting rac-:

- 15 Dimethylsilandiylbis(2-methylindenyl) zirconium dichloride,
- Dimethylsilandiylbis(2-methyl-4-phenyl-1-indenyl) zirconium dichloride,
- Dimethylsilandiylbis(2,4-dimethylindenyl) zirconium dichloride,
- Dimethylsilandiylbis(2,5,6-trimethylindenyl) zirconium dichloride,
- Dimethylsilandiylbis indenyl zirconium dichloride,
- 20 Dimethylsilandiylbis(4,5,6,7-tetrahydroindenyl) zirconium dichloride,
- Dimethylsilandiylbis(2-methyl-4,5-benzoindenyl) zirconium dichloride,
- Dimethylsilandiylbis(2-methyl-4-phenyl-1-indenyl) zirconium dimethyl,
- Dimethylsilandiylbis(2-methyl-4,5-benzoindenyl) zirconium dimethyl,
- Dimethylsilandiylbis(2-methyl-4,6-diisopropylindenyl) zirconium dimethyl,
- 25 Dimethylsilandiylbis(2-ethyl-4-phenyl-1-indenyl) zirconium dimethyl,
- Dimethylsilandiylbis(2-ethyl-4-naphthyl-1-indenyl) zirconium dimethyl,
- Phenyl(methyl)silandiylbis(2-methyl-4-phenyl-1-indenyl) zirconium dimethyl,
- Dimethylsilandiylbis(2-methyl-4-(1-naphthyl)-1-indenyl) zirconium dimethyl,
- Dimethylsilandiylbis(2-methyl-4-(2-naphthyl)-1-indenyl) zirconium dimethyl, and
- 30 Dimethylsilandiylbis(2-methyl-indenyl) zirconium dimethyl.

In one embodiment, at least one metallocene is a 4-phenyl-1-indenyl substituted metallocene such as dimethylsilandiylbis(2-methyl-4-phenyl-1-indenyl) zirconium dichloride and phenyl(methyl)silandiylbis(2-methyl-4-phenyl-1-indenyl) zirconium dimethyl.

5

The ratio of metallocenes used in polymerization will depend partly on the activities of the metallocenes and on the desired contribution of each. Thus, for example, if two metallocenes are used in a 1:1 ratio and the activities of each are similar, then the polymer product will be expected to comprise 45-55% of polymer produced by one metallocene and 55-45% of polymer produced by the other. The breadth of the product's molecular weight distribution will depend at least partly on the difference in molecular weight capability between the metallocenes. The addition of comonomer and/or hydrogen in the polymerization process may affect the contribution of each metallocene as described in detail below.

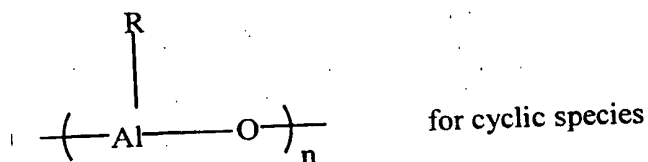
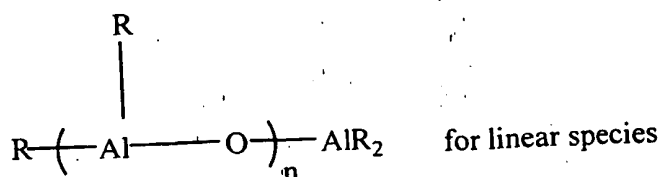
15

### Activators

Metallocenes are generally used in combination with some form of activator in order to create an active catalyst system. The term "activator" is defined herein to be any compound or component, or combination of compounds or components, capable of enhancing the ability of one or more metallocenes to polymerize olefins to polyolefins. Alkylalumoxanes are preferably used as activators, most preferably methylalumoxane (MAO). Generally, the alkylalumoxanes preferred for use in olefin polymerization contain from 5 to 40 of the repeating units:

20

25



where R is a C<sub>1</sub>-C<sub>8</sub> alkyl including mixed alkyls. Particularly preferred are the compounds in which R is methyl. Alumoxane solutions, particularly methylalumoxane solutions, may be obtained from commercial vendors as solutions having various concentrations. There are a variety of methods for preparing alumoxane, non-limiting examples of which are described in U.S. 4,665,208, 4,952,540, 5,091,352, 5,206,199, 5,204,419, 4,874,734, 4,924,018, 4,908,463, 4,968,827, 5,308,815, 5,329,032, 5,248,801, 5,235,081, 5,157,137, and 5,103,031; and EP-A-0 561 476, EP-B1-0 279 586, EP-A-0 594-218 and WO 94/10180. (as used herein unless otherwise stated "solution" refers to any mixture including suspensions.)

Some MAO solutions tend to become cloudy and gelatinous over time. It may be advantageous to clarify such solutions prior to use. A number of methods are used to create gel-free MAO solutions or to remove gels from the solutions. Gelled solutions are often simply filtered or decanted to separate the gels from the clear MAO. U.S. 5,157,137, for example, discloses a process for forming clear, gel-free solutions of alkylalumoxane by treating a solution of alkylalumoxane with an anhydrous salt and/or hydride of an alkali or alkaline earth metal.

Ionizing activators may also be used to activate metallocenes. These activators are neutral or ionic, or are compounds such as tri(n-butyl)ammonium tetrakis(pentafluorophenyl)boron, which ionize the neutral metallocene compound. Such ionizing compounds may contain an active proton, or some other cation associated with but not coordinated or only loosely coordinated to the remaining ion of the ionizing compound. Combinations of activators may also be used, for example, alumoxane and ionizing activators in combinations, see for example, WO 94/07928. The preferred activator anion neutral precursors that serve as the Lewis acid (LA) are strong Lewis acids with non-hydrolyzable ligands, at least one of which is electron-withdrawing, such as those Lewis acids known to abstract an anionic fragment from dimethyl zirconocene (biscyclopentadienyl zirconium dimethyl) e.g., tris perfluorophenyl boron, tris perfluoronaphthylboron, tris perfluoro biphenyl boron. In one embodiment, these precursors do not possess any reactive ligands which can be protonated by the hydroxyl groups of the metal oxide (the silanol group proton). For example, any Group 13 element based Lewis acids having only alkyl, halo, alkoxy, and/or amido ligands, which are readily hydrolyzed in aqueous media, are not suitable. At least one ligand of LA must be sufficiently electron-withdrawing to achieve the needed acidity, for example, trisperfluorophenyl boron, under typical reaction conditions.

Typical metal/metalloid centers for LA will include boron, aluminum, antimony, arsenic, phosphorous and gallium. Most preferably LA is a neutral compound comprising a Group 13 metalloid center with a complement of ligands together sufficiently electron-withdrawing such that the Lewis acidity is greater than or equal to that of  $\text{AlCl}_3$ . Examples include trisperfluorophenylboron, tris(3,5-di(trifluoromethyl)phenyl)boron, tris(di-t-butylmethylsilyl)perfluorophenylboron, and other highly fluorinated trisarylboron compounds. Other suitable activators are disclosed by Chen and Marks, 100 *Chemical Reviews* 1392-1434 (2000); Yang et al., 116 *J. Am. Chem. Soc.* 10015-10031 (1994); Yang et al., 113 *J. Am. Chem. Soc.* 3623-3625 (1991); Chien et al. 113 *J. Am. Chem. Soc.* 8570-8571 (1991); Bochmann et al. 12 *Organometallics*

633-640 (1999); Herfert et al. 14 *Makromol. Chem., Rapid Commun.* 91-96 (1993); and in EP 0 704 463 and EP 0 513 380.

5 Descriptions of ionic catalysts for coordination polymerization comprised of metallocene cations activated by non-coordinating anions appear in the early work in EP-A-0 277 003, EP-A-0 277 004 and U.S. 5,198,401 and WO-A-92/00333. These teach a preferred method of preparation wherein metallocenes (bisCp and monoCp) are protonated by an anion precursor such that an alkyl/hydride group is abstracted from a transition metal to make it both cationic  
10 and charge-balanced by the non-coordinating anion.

The term "noncoordinating anion" means an anion which either does not coordinate to said cation or which is only weakly coordinated to said cation, thereby remaining sufficiently labile to be displaced by a neutral Lewis base.  
15 "Compatible" noncoordinating anions are those which are not degraded to neutrality when the initially formed complex decomposes. Further, the anion will not transfer an anionic substituent or fragment to the cation so as to cause it to form a neutral four coordinate metallocene compound and a neutral by-product from the anion. Noncoordinating anions useful in accordance with this invention  
20 are those which are compatible, stabilize the metallocene cation in the sense of balancing its ionic charge in a +1 state, yet retain sufficient lability to permit displacement by an ethylenically or acetylenically unsaturated monomer during polymerization.

25 The use of ionizing ionic compounds not containing an active proton but capable of producing both the active metallocene cation and a noncoordinating anion is also known. See, EP-A-0 426 637 and EP-A- 0 573 403. An additional method of making the ionic catalysts uses ionizing anion pre-cursors which are initially neutral Lewis acids but form the cation and anion upon ionizing reaction  
30 with the metallocene compounds, for example the use of tris(pentafluorophenyl) boron. See EP-A-0 520 732. Ionic catalysts for addition polymerization can also be prepared by oxidation of the metal centers of transition metal compounds by

anion pre-cursors containing metallic oxidizing groups along with the anion groups, see EP-A-0 495 375.

Where the metal ligands include halogen moieties (for example, bis-cyclopentadienyl zirconium dichloride) which are not capable of ionizing abstraction under standard conditions, they can be converted via known alkylation reactions with organometallic compounds such as lithium or aluminum hydrides or alkyls, alkylalumoxanes, Grignard reagents, etc. See EP-A-0 500 944 and EP-A1-0 570 982 for *in situ* processes describing the reaction of alkyl aluminum compounds with dihalo-substituted metallocene compounds prior to or with the addition of activating anionic compounds.

### Support Materials

The catalyst systems used in the process of this invention are preferably supported using a porous particulate material, such as for example, talc, inorganic oxides, inorganic chlorides and resinous materials such as polyolefin or polymeric compounds.

The most preferred support materials are porous inorganic oxide materials, which include those from the Periodic Table of Elements of Groups 2, 3, 4, 5, 13 or 14 metal oxides. Silica, alumina, silica-alumina, and mixtures thereof are particularly preferred. Other inorganic oxides that may be employed either alone or in combination with the silica, alumina or silica-alumina are magnesia, titania, zirconia, and the like.

In one embodiment the support material is porous silica which has a surface area in the range of from 10 to 700 m<sup>2</sup>/g, a total pore volume in the range of from 0.1 to 4.0 cc/g and an average particle size in the range of from 10 to 500 μm. Desirably, the surface area is in the range of from 50 to 500 m<sup>2</sup>/g, the pore volume is in the range of from 0.5 to 3.5 cc/g and the average particle size is in the range of from 20 to 200 μm. In yet another embodiment, the surface area is in the

range of from 100 to 400 m<sup>2</sup>/g, the pore volume is in the range of from 0.8 to 3.0 cc/g and the average particle size is in the range of from 30 to 100 μm. The average pore size of typical porous support materials is in the range of from 10 to 1000Å. Desirably, a support material is used that has an average pore diameter of from 50 to 500Å, and from 75 to 350Å in another embodiment. It may be desirable to dehydrate the silica at a temperature of from about 100°C to about 800°C anywhere from about 3 to about 24 hours.

The metallocenes, activator and support material may be combined in any number of ways. Suitable support techniques are described in U.S. 4,808,561 and 4,701,432. Desirably, the metallocenes and activator are combined and their reaction product supported on the porous support material as described in U.S. 5,240,894 and WO 94/ 28034, WO 96/00243, and WO 96/00245. Alternatively, the metallocenes may be preactivated separately and then combined with the support material either separately or together. If the metallocenes are separately supported, then preferably, they are dried then combined as a powder before use in polymerization.

Regardless of whether the metallocenes and their activator are separately precontacted or whether the metallocenes and activator are combined at once, the total volume of reaction solution applied to porous support is preferably less than about 4 times the total pore volume of the porous support, more preferably less than about 3 times the total pore volume of the porous support and even more preferably in the range of from more than about 1 to less than about 2.5 times the total pore volume of the porous support. Procedures for measuring the total pore volume of porous support are well known in the art. The preferred method is described in 1 EXPERIMENTAL METHODS IN CATALYST RESEARCH 67-96 (Academic Press 1968).

Methods of supporting ionic catalysts comprising metallocene cations and noncoordinating anions are described in WO 91/09882, WO 94/03506, WO 96/04319 and in co-pending U.S. Ser. No. 09/339,128, filed June 24, 1999. The

methods generally comprise either physical adsorption on traditional polymeric or inorganic supports that have been largely dehydrated and dehydroxylated, or using neutral anion precursors that are sufficiently strong Lewis acids to activate retained hydroxy groups in silica containing inorganic oxide or fluorided-modified supports such that the Lewis acid becomes bound to the support and a hydrogen of the hydroxy group is available to protonate the metallocene compounds.

The supported catalyst system may be used directly in polymerization or the catalyst system may be prepolymerized using methods well known in the art. For details regarding prepolymerization, see U.S. 4,923,833 and 4,921,825, EP 0 279 863 and EP 0 354 893.

### Polymerization Processes

In one embodiment, the polymers of this invention are generally prepared in a multiple stage process wherein homopolymerization and copolymerization are conducted separately in parallel or, preferably in series. In one embodiment, propylene is homopolymerized and thereafter propylene and comonomer are copolymerized in the presence of the initially produced homopolymer using the above described metallocene catalyst systems. If, however, the copolymer is prepared first, the subsequently prepared "homopolymer" is likely to contain some traces of comonomer.

In another embodiment, the polymers of this invention are prepared in a single or multiple stage process wherein copolymerizations are conducted in parallel or, preferably, in series, or simply in a single stage. In one embodiment, propylene and comonomer are copolymerized using the above described metallocene catalyst systems.

Individually, each stage may involve any process including gas, slurry or solution phase or high pressure autoclave processes. In one embodiment, a slurry (bulk liquid propylene) polymerization process is used in each stage.



A slurry polymerization process generally uses pressures in the range of from about 1 to about 100 atmospheres (about 0.1 to about 10 MPa) or even greater and temperatures in the range of from about -60°C to about 150°C. In a slurry polymerization, a suspension of solid, particulate polymer is formed in a liquid or supercritical polymerization medium to which propylene and comonomers and often hydrogen along with catalyst are added. The liquid employed in the polymerization medium can be, for example, an alkane or a cycloalkane. The medium employed should be liquid under the conditions of polymerization and relatively inert such as hexane and isobutane. In the preferred embodiment, propylene serves as the polymerization diluent and the polymerization is carried out using a pressure of from about 200 kPa to about 7,000 kPa at a temperature in the range of from about 50°C to about 120°C.

The periods of time for each stage will depend upon the catalyst system, comonomer and reaction conditions. In the case where TCR is desired, the propylene is be homopolymerized for a time period sufficient to yield a composition having from 10 to 90 wt% homopolymer based on the total weight of the polymer in one embodiment, from 20 to 80 wt% in another embodiment, and from 30 to 70 homopolymer wt% based on the total weight of the polymer in yet another embodiment. In the embodiment where an RCP is formed, the propylene and comonomer are copolymerized for a time period sufficient to yield a crystalline propylene copolymer wherein the wt% of the comonomer based on the total weight of the polymer is in the range from 0.05 to 15.

The polymerization may be conducted in batch or continuous mode and the entire polymerization may take place in one reactor or, preferably, the polymerization may be carried out in a series of reactors. If reactors in series are used, then the comonomer may be added to any reactor in the series, however, preferably, the comonomer is added to the second or subsequent reactor.

Hydrogen may be added to the polymerization system as a molecular weight regulator in the first and/or subsequent reactors depending upon the

-25-

particular properties of the product desired and the specific metallocenes used. When metallocenes having different hydrogen responses are used, the addition of hydrogen will influence the molecular weight distribution of the polymer product accordingly. A preferred TCR product form is to have the comonomer be present in the high molecular weight species of the total polymer to provide a favorable balance of good film stretchability without breaking, coupled with low extractables, low haze and good moisture barrier in the film. Accordingly in this case, the same or lower levels of hydrogen are utilized during copolymerization as were used during polymerization. In one embodiment, if the reactors in series are used, then the comonomer may be added to any reactor in the series, however, preferably, the comonomer is added to the second or subsequent reactor. In another embodiment, when a RCP is produced, if reactors in series are used, the comonomer should be added to each reactor in series.

## 15 Polymers

In one embodiment, the polymers of this invention are a reactor blend of crystalline propylene homopolymer and copolymer. The polymer comprises from 10 to 90 wt% homopolymer based on the total weight of the polymer in one embodiment, from 20 to 80 wt% in another embodiment, and from 30 to 70 wt% homopolymer based on the total weight of the polymer in yet another embodiment. In another embodiment, the polymers of the present invention are a crystalline propylene copolymer wherein the wt% of the comonomer based on the total weight of the polymer is in the range from about 0.05 to about 15, and from 0.5 to 10 in another embodiment.

25

As shown later in the Examples, a reactor blend of just crystalline propylene homopolymers made in the different polymerization stages, using a system of mixed metallocene catalysts, does provide an enhancement in film orientability and good film properties over the case of a propylene homopolymer made via a single metallocene catalyst. The homopolymer/copolymers in one embodiment and copolymers in an alternative embodiment of the invention,

30

however, provide a more favorable balance of broad film processability range and rheological properties.

Any comonomer may be used to make the polymers of this invention. Preferably the comonomer is selected from the alpha-olefin group consisting of ethylene, 1-butene, 1-pentene, 1-hexene, and 1-octene. Combinations of comonomers and substituted comonomers such as 4-methylpentene-1 can also be used. The most preferred of these comonomers are ethylene, 1-pentene, and 1-hexene. Diolefins and cyclic olefins may also be used.

The amount of comonomer used will depend on the type of comonomer and desired properties. The final composition may contain any amount of comonomer as long as the components of the composition remain crystalline. In general the amount of comonomer units based on the total weight of the polymer is in the range of from 0.05 to 15 wt% in one embodiment, from 0.1 to 10 wt% in another embodiment, and from 0.5 to 8 wt% in yet another embodiment, and from 0.5 to 5 wt% based on the total weight of the polymer in yet another embodiment. Conversely, the polymer comprises from 99.95 to 85 wt% propylene units based on the total weight of the polymer in one embodiment, from 99.90 to 90 wt% in another embodiment, and from 99.5 to 92 wt% in yet another embodiment, and from 99.5 to 95 wt% propylene units based on the total weight of the polymer in yet another embodiment.

In one embodiment of the invention, a desirable feature of this composition is the presence of comonomer in the high molecular weight species, to selectively reduce the crystallinity and improve film orientability at stretching temperatures, while the homopolymer, higher crystalline component provides the desirable film properties such as stiffness and barrier. In an alternative embodiment of the invention, the desirable feature of the composition is that the presence of comonomer in the high molecular weight species are less than in the lower molecular weight species, thus improving film orientability at low stretching temperatures. The higher molecular weight crystalline components that

-27-

contain less comonomer (or no comonomer) provide the desirable film properties such as stiffness and barrier strength. The polymers of this invention also retain the low extractables levels characteristic of single-site metallocene-based polymers, which are typically under 2 wt%, as measured by 21 CFR 177.1520(d)(3)(ii). As will be shown later in the Examples, the polymers of this invention combine the stiffness and barrier properties of homopolypropylene with the enhanced low temperature stretchability, without breaks, of a random copolymer.

The propylene polymers of this invention are particularly suitable for oriented and non-oriented film applications and preferably have a weight average molecular weight (MW) that is in the range of from about 25,000 to about 1,500,000 in one embodiment, from about 100,000 to about 1,000,000 in another embodiment, from about 140,000 to about 750,000 in another embodiment, from about 150,000 to about 500,000 in another embodiment, and from about 200,000 to about 400,000 in yet another embodiment. The Mz values for the polymers of the present invention range from 400,000 to 2,000,000 in one embodiment, from 500,000 to 1,500,000 in another embodiment, and from 600,000 to 800,000 in yet another embodiment.

These polymers have a melt flow rate (MFR) that is in the range of from 0.2 dg/min. to 30 dg/min. in one embodiment, from 0.5 dg/min. to 20 dg/min. in another embodiment, and from 1 dg/min. to 10 dg/min. in yet another embodiment. The polymers of this invention have a broadened molecular weight distribution as compared to polymers prepared with only one type of metallocene catalyst. The polymers have a molecular weight distribution ( $M_w/M_n$ ) in the range of from 2.1 to 10.0 in one embodiment, and from 2.5 to 7.0 in another embodiment.

The TCR polymers of this invention will have a tailored composition distribution reflecting their homopolymer/copolymer makeup and the presence of the component contributions from each of the metallocenes used. The RCP polymers of this invention will have a tailored composition distribution reflecting

their copolymer makeup and the presence of the component contributions from each of the metallocenes used. The copolymer species derived from each metallocene will be narrow in composition distribution, typical for single site metallocene-based polymers. The final composition distribution will depend on the level of comonomer, the ratio of homopolymer (when present) to copolymer produced and the comonomer incorporating tendencies of the individual metallocenes. The design of the molecular weight distribution, tacticity distribution, and composition distribution of the final composition depends on the requirements of the targeted end application.

The polymers of this invention can be blended with other polymers, particularly with other polyolefins. Examples of such would be blends with conventional propylene polymers.

#### Films

The crystalline isotactic propylene polymers of this invention exhibit exceptional film orientability and the films exhibit a good balance of properties. Any film fabrication method may be used to prepare the oriented films of this invention as long as the film is oriented at least once in at least one direction. Typically, commercially desirable oriented polypropylene films are biaxially oriented sequentially or simultaneously. The most common practice is to orient the film first longitudinally and then in the transverse direction. Two well known oriented film fabrication processes include the tenter frame process and the double bubble process.

We have found that the novel structure of the crystalline propylene compositions of this invention translates to distinct differences versus standard films made with today's ZN produced propylene polymers and compared with films produced with a single metallocene. As discussed in more detail below, biaxial stretching studies show that the films of this invention have a substantially broader processability range and can be evenly stretched at lower temperature. Stretching studies at elevated temperatures on cast sheets along machine direction

(MD) and transverse direction (TD) indicate that the films of this invention stretch easily without breaking at lower stretching temperatures when compared to ZN produced propylene polymers. This indicates a capability to operate at significantly higher line speeds on commercial tenter frame lines, while still making oriented films having good clarity, stiffness and barrier properties.

The final films of this invention may generally be of any thickness, however, preferably the thickness is in the range of from 1-200  $\mu\text{m}$ , from 2-150  $\mu\text{m}$  in another embodiment, and from 5 to 75  $\mu\text{m}$  in another embodiment. There is no particular restriction with respect to draw ratio on film stretching; however, preferably the draw ratio is from about 4 to about 10 fold for monoaxially oriented films and from about 4 to about 15 fold in the transverse direction in the case of biaxially oriented films. Longitudinal (MD) and transverse stretching is desirably carried out at a temperature in the range of from about 70°C to about 200°C, desirably from about 80°C to about 190°C. The films may be coextruded or laminated and/or may be single or multi layered with the film of the invention comprising at least one component of the layers, typically the core layer.

The crystalline propylene polymers of this invention are also very suitable for non-oriented film which can be fabricated using cast or blown film process technology. Like the oriented film, the non-oriented film can also be coextruded or laminated and/or may be single or multi layered with the film of the invention comprising at least one component of the layers.

Additives may be included in the film polymers of this invention. Such additives and their use are generally well known in the art. These include those commonly employed with plastics such as heat stabilizers or antioxidants, neutralizers, slip agents, antiblock agents, pigments, antifogging agents, antistatic agents, clarifiers, nucleating agents, ultraviolet absorbers or light stabilizers, fillers and other additives in conventional amounts. Effective levels are known in the art and depend on the details of the base polymers, the fabrication mode and the end

application. In addition, hydrogenated and/or petroleum hydrocarbon resins may be used as additives.

5 The film surfaces may be treated by any of the known methods such as corona or flame treatment. In addition standard film processing (e.g. annealing) and converting operations may be adopted to transform the film at the line into usable products.

### Test Methods

10 Test methods are listed in the appropriate tables below. Other testing and procedural methods include the following: MFR was determined via the method of ASTM D 1238 Condition L. The melting temperature was determined from peak temperatures from DSC runs at 10°C/min. heating and cooling rates. Comonomer content was determined via FTIR measurements (calibrated versus  
15 <sup>13</sup>C NMR). Percent hexane extractables level was determined via 21 CFR § 177.1520(d)(3)(i) and (ii). Percent TREF extractables level was determined during TREF (Temperature Rising Elution Fractionation) and represents an alternate method to quantify the generally low molecular weight, high comonomer-containing species that are prone to be migratory and extractable. In  
20 the TREF experiment (ExxonMobil Chemical Company method; see Wild et al., 20 *Journal of Polymer Science, Polymer Physics Edition* 441 (1982); U.S. 5,008,204; and WO 93/03093) these species are the ones that do not crystallize at 0°C but remain in the solvent at this temperature. While the absolute levels of hexane and TREF extractables will be different, the two methods provide similar  
25 trend data. The isotactic index was determined by the method of <sup>13</sup>C NMR spectroscopy as disclosed in EP 0 747 212. Molecular weights (Mn, Mw, Mz) were determined by Gel Permeation Chromatography (GPC), a well known analytical procedure to quantify molecular weight data. The polydispersity index was also determined by dynamic shear rheometer as discussed by Drickman et al.,  
30 9 *Journal of Plastic Film and Sheeting* 22 (1993).

-31-

Additional biaxial stretching measurements using an Instron machine (Model 1122) were conducted on a similar set of polymers analyzed via T. M. Long stretching. The key difference is the simultaneous biaxial stretching provided by the T. M. Long machine versus a sequential stretching provided by the Instron machine, similar to the operation of a typical commercial tenter frame machine.

The stretching measurements on the Instron were conducted as follows: Cast extruded sheet (typically 600  $\mu\text{m}$  thick) was cut along the machine direction (MD) into strips 76.2 mm wide. A strip was gripped between the jaws on the Instron. An appropriate length of strip was cut to allow a jaw separation of 25.4 mm. The sample was maintained in an environmental chamber on the Instron at a temperature of 110°C. The temperature thermocouple probe was positioned adjacent to the sample. The sample was stretched to 700% along the MD in the Instron at a temperature of 110°C and a stretching rate of 50.8 mm/min. After the MD stretching, the sample was held at 700% extension while the chamber doors were opened and the sample allowed to cool down to ambient temperature. The sample (about 100  $\mu\text{m}$  thick) was removed from the chamber and cut along the original transverse direction (TD) into 25.4 mm wide strips. A strip of appropriate length was again gripped between jaws on the Instron. Two different TD stretching conditions were used.

- Case 1: 25.4 mm jaw separation, 1,100 % TD stretching ratio, 508 mm/min. stretching speed, different stretching temperatures varying from 100°C to 150°C. The strain rate for this stretching condition is about 2,200% per minute.
- Case 2: 12.7 mm jaw separation, 2,200 % TD stretching ratio, 1270 mm/min. stretching speed, different stretching temperatures varying from 120°C to 160°C. The strain rate for this stretching condition is about 11,000 % per minute.



Heat seal strength (Table 10B) was measured on a Theller film Sealer (model PC) at the temperature shown in the tables. After conditioning at 23°C for 24 hours, seal strengths were measured using a United six station machine. Sealing conditions were 206.8 kPa seal pressure, 0.5 second seal dwell time, 2.54 cm wide film strips, 3 test specimens per sample, 50.8 cm per minute test speed.

Shrink tension force (Table 12) was determined by mounting a film strip, 2.54 cm wide and cut along the MD, in the jaws of an Instron machine (Model 1122). The separation of the jaws was 5.08 cm. An environmental chamber surrounded the jaws. The chamber space could be heated and controlled to desired temperatures to induce shrinkage and the associated shrink tension force in the film samples. Experiments were conducted at a temperature of 110°C. The film strips were mounted taut at ambient temperature following which the environmental chamber was closed and the temperature raised to 110°C. Once the test temperature was reached, the test was continued for 20 minutes at this temperature. The tension force developed in the film from the time of initial loading was recorded on a strip chart recorder. The final leveled-out force reading when the film had equilibrated at 110°C was taken as the shrink tension force at that temperature (g force). Two runs per sample were conducted at 110°C to check reproducibility and average the data.

Film processability determined as follows: Samples were stretched on TM Long stretching apparatus; MD x TD stretching ratio = 6x6; preheat time 27 sec; stretch rate 76.2 mm/sec; the initial sheet thickness was about 600 µm; the final stretched film thickness was about 20 µm, wherein E = Even stretch, U = Uneven stretch (i.e., unstretched marks/unstretched regions), B = Break, S = Sagging (abbreviations in the Tables). Films for testing of film properties were prepared on the TM Long stretching apparatus at 143.3°C; MD x TD stretching ratio=6x6; preheat time 27 sec. Film thickness was determined using a profilometer; Haze was measured per ASTM D 1003; Gloss per ASTM D 2457;

WVTR (water vapor transmission rate) per ASTM F 372; Tensile properties and 1% secant modulus was measured per ASTM D 882.

### EXAMPLES

5 Samples 1-9. Samples 1-9, data for which is in Tables 1-6, are discussed below and exemplify the case of having a dual metallocene combination to form a crystalline polypropylene composition that is a TCR. Samples 1, 2A and 2B are propylene polymers consistent with this invention. These were compared against several metallocene-based and conventional Ziegler-Natta (ZN) based propylene  
10 polymers as follows. Sample 3 was prepared from the same metallocene catalyst system (comprising two metallocenes) used to make Samples 1, 2A and 2B, but without using any comonomer. Samples 4 and 5 were prepared from a single metallocene-based catalyst; Sample 4 is a homopolymer, while Sample 5 contains ethylene as comonomer. The ZN produced propylene polymers are Samples 6, 7,  
15 8 and 9. Samples 6 and 9 are polymers of controlled crystallinity, comprising a reactor blend of propylene homopolymer and propylene copolymer, similar to the invention polymers but prepared from conventional ZN catalyst. Product PP4792 E1 is an example of Sample 6. Product PP4782, at a slightly lower MFR (2.1 versus 2.6 for PP4792 E1) is an example of Sample 9. Samples 7 and 8 are  
20 conventional random copolymer polypropylenes. Products PP 4822 and PD 9012 E1 are examples of Samples 7 and 8 respectively. The ZN products above (Samples 6, 7, 8 and 9) are available commercially from ExxonMobil Chemical Company, Houston Texas, USA. Table 1A and Table 1B provides characterization data describing Samples 1 to 9. The term "2 MCN" refers to the  
25 case where two metallocene catalyst systems are used. The individual metallocenes themselves can be the same or different.

The copolymer, Sample 1, was prepared by using a catalyst system that employed an equimolar mix of two metallocenes on a silica support. The catalyst  
30 system was prepared as follows. In an inert nitrogen atmosphere, 8.0 g of rac dimethylsilanediybis(2-methyl-4-phenylindenyl)zirconium dichloride was combined with 6.0 g of dimethylsilanediybis(2-methyl-indenyl)zirconium

dichloride and 780 g of 30 wt% methylalumoxane solution in toluene (Albemarle Corporation, Baton Rouge, LA). 860 g of toluene was added to dilute the solution. Separately 939 g MS948 silica (1.6 cc/g pore volume - available from Davison Chemical Division of W. R. Grace, Baltimore, MD) previously  
5 dehydrated to 600°C in a stream of flowing nitrogen was charged to the catalyst preparation vessel. With the agitator on the metallocene - aluminoxane solution was added to the silica. After addition of the solution mixing continued for one hour and then vacuum was applied to the vessel. A slight nitrogen purge was added to the bottom of the vessel to aid in removing the volatiles. At the end of  
10 drying 1454 g of free flowing solid was obtained. Analysis showed a loading of 8.95 wt% Al and 0.17 wt% Zr with an Al/Zr molar ratio of 180.

Several batches of the catalyst system were combined to provide sufficient charge for the polymerization run. The catalyst system was oil slurried (20 parts  
15 by weight to 80 parts by weight Drakeol™ 35 available from Penreco, Dickinson, Texas) for ease of addition to the reactor.

The procedure for polymerizing Sample 1 was as follows. The polymerization was conducted in a pilot scale continuous, stirred tank, bulk liquid  
20 phase polymerization process employing two reactors in series. The reactors were equipped with jackets for removing the heat of polymerization. The reactor temperature was set at 70°C in the first reactor and 64°C in the second reactor. Catalyst was fed at an estimated rate of 5 g/hr. Triethylaluminum (TEAL) was employed as scavenger and fed at a rate of 160 ml/hr of a 2 wt% solution of  
25 TEAL in hexane solvent. Propylene was fed at a rate of about 73 kg/hr to the first reactor and about 27.5 kg/hr to the second reactor. Ethylene comonomer was added only to the second reactor at a feed rate as needed to result in an overall incorporation of about 0.8 wt% ethylene in the final polymer. Hydrogen was added for molecular weight control at 500 mppm in the first reactor. No addition  
30 of fresh hydrogen was fed to the second reactor. Residence times were about 2.75 hours in the first reactor and about 2 hours in the second reactor. The production rate of polymer was about 32 kg/hr. The polymer was discharged from the

-35-

reactors as a granular product having an MFR of about 2.0 dg/min. and ethylene level of about 0.8 wt%. Evaluation of the intermediate product from the first reactor showed a homopolypropylene with an MFR of 4.0.

5       The copolymer, Sample 2A, was prepared using the same catalyst system and polymerization procedure as described above for Sample 1. The only difference was a slight increase in the ethylene comonomer feed to the second reactor, resulting in an overall ethylene incorporation in the final product of about 1.0 wt%. The final granular product had an MFR of about 1.0; that of the  
10       intermediate product from the first reactor about 4.0. Both polymers, Samples 1 and 2A, comprise a reactor blend of a high(er) MFR homopolypropylene with a low MFR random copolymer.

15       The copolymer, Sample 2B, was prepared using a similar catalyst system and polymerization procedure as described above for Samples 1 and 2A, with some modifications. On catalyst, MS 952 silica (Davison Chemical, Division of W. R. Grace, Baltimore, MD), previously dehydrated to 600°C under nitrogen was used instead of MS 948. Also, following the addition of the metallocene/alumoxane mixture to the silica, a solution containing Kemamine AS-  
20       990 (Witco Corporation, Greenwich, CT) in toluene (1 wt% of AS-990 based on weight of silica) was added to the slurry before drying. On reactor polymerization, the reactor levels were adjusted to provide a 70%/30% split between product made in the first and second reactors, versus a 55%/45% split during the production of Samples 1 and 2A.

25       The homopolymer, Sample 3, was also prepared using the two-metallocene mix described above. Several batches of the catalyst were combined to provide the charge for the polymerization run. The catalyst system was oil slurried (15 wt%) for ease of addition to the reactor.

30       The procedure for polymerizing Sample 3 was as follows. The polymerization was conducted in a pilot scale continuous, stirred tank, bulk liquid

-36-

phase polymerization process employing two reactors in series. The reactors were equipped with jackets for removing the heat of polymerization. The reactor temperature was set at 70°C in the first reactor and 64°C in the second reactor. Catalyst was fed at an estimated rate of 13.5 g/hr. Triethylaluminum (TEAL) was employed as scavenger and fed at a rate of 2 ml/min. of a 2 wt% solution of TEAL in hexane solvent. Propylene was fed at a rate of about 65.8 kg/hr to the first reactor and about 27.2 kg/hr to the second reactor. Hydrogen was added for molecular weight control at 500 mppm in the first reactor and 900 mppm in the second reactor. Residence times were about 3 hours in the first reactor and about 2 hours in the second reactor. The production rate of polymer was about 25 kg/hr. The final polymer was discharged from the reactors as a granular homopolymer product having an MFR of 2.0 dg/min.

The homopolymer, Sample 4, was prepared using the metallocene catalyst system *rac* dimethylsilylbis(2-methyl-4-phenylindenyl)zirconium dichloride, activated with methylalumoxane and supported on silica. The catalyst system was prepared in the following manner.

A precursor solution was prepared by combining 343 g of 30 wt% methylalumoxane in toluene (Albemarle Corp., Baton Rouge, LA) representing 1.76 moles Al with 6.36 g of dimethylsilylbis(2-methyl-4-phenylindenyl)zirconium dichloride (0.01 moles Zr) by stirring. Then 367 g of toluene was added and stirring was continued for 15 minutes. The precursor solution (625.9 g) was added to 392 g of Davison MS 948 silica (1.6cc/g pore volume - available from W. R. Grace, Davison Chemical Division, Baltimore, Maryland) previously heated to 600°C under nitrogen. The ratio of liquid volume to total silica pore volume was 1.10. The solid had the consistency of damp sand and was dried at reduced pressure (483 mm Hg vacuum) and temperatures as high as 50°C over 16 hours. 485.5 g finely divided, free-flowing solid catalyst were obtained. Elemental analysis showed 0.09 wt% Zr and 7.37 wt% Al.

-37-

Several batches of catalyst system were combined to provide the charge for the polymerization run. The catalyst system was oil slurried (Drakeol™, 15 wt%) for ease of addition to the reactor. The procedure for polymerizing Sample 4 was as follows. The polymerization was conducted in a pilot scale, two reactor, continuous, stirred tank, bulk liquid-phase process. The reactors were equipped with jackets for removing the heat of polymerization. The reactor temperature was set at 70°C in the first reactor and 66°C in the second reactor. Catalyst was fed at a rate of 6.6 g/hr. TEAL (2 wt% in hexane) was used as a scavenger at a rate of 1.6 g/hr. The catalyst system prepared above was fed as a 15% slurry in mineral oil and was flushed into the reactor with propylene. Propylene monomer was fed to the first reactor at a rate of 73 kg/hr and to the second reactor at a rate of 27 kg/hr. Reactor residence time was about 2.3 hours in the first reactor and about 1.7 hours in the second reactor. Polymer production rates were about 16 kg/hr in the first reactor and 8 kg/hr in the second reactor. Polymer was discharged from the reactors as granular product having a MFR of 4.3 dg/min.

The copolymer, Sample 5, was prepared using the metallocene catalyst system rac-dimethylsilanediylbis(2-methyl-4,5-benzo-indenyl)zirconium dichloride, activated with methylalumoxane and supported on silica. The catalyst system was prepared in the following manner.

A precursor solution was prepared by combining 837.4 g of 30 wt% methylalumoxane in toluene (Albemarle Corp., Baton Rouge, LA) representing 4.31 moles Al with 8.45 g of dimethylsilanediylbis(2-methyl-4,5-benzo-indenyl)zirconium dichloride (0.015 moles Zr) by stirring. Then 249 g of toluene was added and stirring was continued for 15 minutes. The precursor solution was added to 783 g of Davison MS948 silica (1.6cc/g pore volume - available from W. R. Grace, Davison Chemical Division, Baltimore, Maryland) previously heated to 600°C under nitrogen. The ratio of liquid volume to total silica pore volume was 0.95. The solid appeared dry and free flowing. The volatiles were removed by drying at reduced pressure (737 mm Hg vacuum) and temperatures as high as

65°C over 24.5 hours. 1056 g finely divided, free-flowing solid catalyst were obtained. Elemental analysis showed 0.13 wt% Zr and 12.14 wt% Al.

Several batches of this catalyst system were combined to yield the charge required for the polymerization run. Prior to using for polymerization, 2 wt% Kemamine AS 990 (available from Witco Corp., Greenwich CT), was added to the catalyst dry solids. The catalyst was then oil slurried (Drakeol™, 15 wt%) for ease of addition to the reactor.

The procedure for polymerizing Sample 5 was as follows. The polymerization of propylene/ethylene copolymer was conducted in a pilot scale continuous, stirred tank, bulk liquid phase polymerization process employing two reactors in series. The reactors were equipped with jackets for removing the heat of polymerization. The reactor temperature was set at 55°C in the first reactor and 51°C in the second reactor. Catalyst was fed at rate of 9.2 g/hr. Triethylaluminum (TEAL) was employed as scavenger and fed at a rate of 2.25 ml/min. of a 2 wt% solution of TEAL in hexane solvent. Propylene was fed at a rate of about 99.8 kg/hr. Ethylene was used as a comonomer and its flow rate adjusted to provide an incorporation level of about 1.0 wt%. Residence times were about 3 hours in the first reactor and about 2.2 hours in the second reactor. The production rate of polymer was about 13.6 kg/hr. The polymer was discharged from the reactor as a granular product having an MFR of 3.9 dg/min. and a comonomer content of 1.1 wt% ethylene.

The molecular weight distributions of the metallocene-based polymers (Samples 1-5) are shown in Figure 1. The GPC plots are of relative area versus molecular weight. The recovery compliance number (in Figures 1 and 2) tracks the high end of the distribution and are in units of  $\text{Pa}^{-1} \times 10^{-4}$ . Compliance is measured at about 200°C using an ExxonMobil Chemical Company method described further below. Samples 4 and 5 are derived from a single metallocene-based catalyst, while Samples 1, 2A, 2B and 3 are derived from a two metallocene-based catalyst. Samples 4 and 5 (homopolymer and ethylene

copolymer respectively) show characteristically narrow molecular weight distributions, typical of single site metallocene catalyzed polymers. No differences in molecular weight distribution are observed between homopolymer Sample 4 and ethylene copolymer Sample 5. Of the two-metallocene catalyzed polymers, homopolymer Sample 3 shows a modestly broadened molecular weight distribution, reflecting contributions from the two individual metallocenes.

Surprisingly, the invention polymers, Samples 1, 2A and 2B show an unexpected bimodal molecular weight distribution. The incorporation of less than or equal to 1 wt% ethylene comonomer during the polymerization process results in a substantial broadening of the molecular weight distribution at the high molecular weight end. This is unexpected since with both the individual metallocenes, molecular weight drops with ethylene addition.

A comparison of the molecular weight distribution of an invention polymer (Sample 2A) versus one made by the same process (i.e., addition of ethylene comonomer in a separate polymerization stage) but using a conventional ZN catalyst (Sample 6) is shown in Figure 2. The extent of molecular weight broadening to the high end for the invention polymer is clearly visible.

This substantial molecular weight broadening at the high molecular weight end for the invention polymers can be characterized by several techniques, one of which is the measurement of recoverable compliance (see, e.g., Figures 1 and 2), the value of which is well known to track the high molecular weight end species of the distribution. Recoverable compliance is measured using a Rhemetric Stress Rheometer. A sample of polymer is melted at 200°C,  $1 \times 10^4$  dyne/cm<sup>2</sup> stress for 180 seconds. Then the stress is released to zero to allow the polymer to recover the deformation. The recoverable compliance is the strain normalized by the stress recovery. The compliance values for the Samples are observed to increase from  $1.1 \times 10^4$  Pa<sup>-1</sup> for Sample 4 (single metallocene; homopolymer) to  $3.6 \times 10^4$  Pa<sup>-1</sup> for Sample 3 (two metallocenes; homopolymer) to greater than or equal to 3.9 for invention polymers Samples 1, 2A, and 2B (two metallocenes; copolymer).



The recoverable compliance for Samples 10 and 11 are, respectively,  $3.63 \times 10^4 \text{ Pa}^{-1}$  and  $4.3 \times 10^4 \text{ Pa}^{-1}$ .

5 The incorporation of ethylene in the invention polymers, believed to occur primarily in the larger molecules, broadens the melting distribution as is seen in the DSC melting data shown in Figure 3 which compares invention polymer, Sample 2A, with metallocene control, Sample 4, and ZN control, Sample 6. Melting traces were performed on a Perkin Elmer DSC 7 Differential Scanning Calorimeter. Single site metallocene-based catalysts are known to provide  
10 uniform comonomer incorporation among all the molecules in a polymer sample and to allow greater melting point depression than conventional ZN based catalysts for the same comonomer incorporation level. Even with the greater level of ethylene incorporation in the invention polymers versus comparable ZN controls (0.8 and 1.0 wt% in Samples 1 and 2A versus 0.55 and 0.4 wt% in  
15 Samples 6 and 7), the extractables levels in the invention polymers are lower, reflecting their single site catalyzed origin (Table 1A).

The invention polymers (Samples 1, 2A and 2B), two metallocene-catalyzed controls (Samples 3 and 4) and two ZN catalyzed controls (Samples 6  
20 and 7) were converted to biaxially oriented films to assess ease of stretching and orientation. This step is recognized to be the critical point in the fabrication of such oriented films. One of the procedures adopted was one that is widely used in the art and involved cast extrusion of a sheet of polymer (typically 500 $\mu\text{m}$  to 650 $\mu\text{m}$  thick) followed by biaxial orientation at elevated temperature on a  
25 stretching apparatus such as a film stretcher from the TM Long Co., Somerville, N. J. (henceforth referred to as TM Long machine) to yield a final thickness of 15 $\mu\text{m}$  to 25 $\mu\text{m}$ . Ease of film stretching or orientation was judged from the uniformity of stretching (i.e., even stretch versus the presence of stretch bands), film sagging and in the most severe case, film breakage. A desired stretching  
30 profile is one that offers even stretching, without any stretch bands, breakage or sagging over a wide range of stretching temperatures. The stretching performance for the selected polymers are summarized in Table 2. The single metallocene

catalyzed homopolymer Sample 4 shows poor stretchability. The two metallocene homopolymer, Sample 3, shows an improvement, though it is not as good as the invention polymers, Samples 1, 2A and 2B, which show a desirably broad stretching window. The performances of Samples 2A and 2B are seen to be superior to those of the ZN controls, Samples 6 and 7.

Graphical representations of the comparative processability ranges for the different samples are shown in Figure 4. A curve having as wide a well as possible would be reflective of a polymer of good processing latitude. Figure 4A compares the standard metallocene single site-based polymer Sample 4 versus the ZN control Sample 6. The lower melting, narrowly distributed polymer Sample 4 can be processed at lower temperature than control Sample 6, but it is seen to have poor processing latitude with stretching temperature. Figure 4B compares the same ZN control Sample 6 against metallocene polymer, Sample 2A, the invention polymer. The processability range for Sample 2A is now seen to be quite a bit broader, particularly at low stretching temperatures, reflecting very favorable processing latitude.

Film property measurements on some of the biaxially stretched films produced above are shown in Table 3. The properties of the invention polymer films compare favorably with the ZN control. The ZN film has slightly higher film stiffness. It has been found that the stretching temperature for optimum film properties (low haze, maximum stiffness) for the invention polymers is lower than that used typically for the ZN control film. As seen in Table 3, the haze and modulus of the Sample 2A film are both improved on going from 154.4°C stretching temperature to 143.3°C.

To attain such lower stretching temperatures with today's ZN polymers, one can use random copolymers of similar melting temperature to the invention polymers. This was done using Sample 8, a 2 MFR, 2.8 wt% ethylene random copolymer with  $T_m=146^\circ\text{C}$ , the same as invention polymers Samples 1, 2A and 2B. Biaxially oriented film was prepared from Sample 8 by extruding cast sheet

and stretching it at the lower temperature of 143.3°C on the TM Long stretching apparatus. Film properties on stretched films of Sample 8 are compared versus those for Sample 2A in Table 4. The film properties profile displayed by the random copolymer Sample 8 is seen to be deficient to that of the invention polymer. Film stiffness, moisture barrier and tensile properties are all lower than those for the invention polymer. The film data demonstrate the unique balance of favorable film stretchability coupled with good film properties for the invention polymer.

Not all the samples were able to endure these TD stretching conditions and remain unbroken. Breaks were noted down in the data measurements when they occurred, along with the tensile strengths at 1,100% and 2,200 % stretch ratios if unbroken. Two test specimens per polymer sample were evaluated at each stretching condition; values reported are averages for the two specimens.

TD stretching data per the testing conditions of Case 1 above are shown in Table 5. Table 5 shows the TD tensile strengths at 1,100 % stretching ratio, and the break points for those samples that broke prior to achieving this stretching level. For all the samples, the propensity to break before reaching 1,100 % TD stretching is greater at the lower temperatures. The superiority of the invention polymers is clearly seen in the data. They withstand breaking much better than either the metallocene controls (Samples 3 and 4) or the ZN controls (Samples 6 and 7). One has to go down to a stretching temperature of 110°C (25°C lower than the best of the control samples) before a break is noted in the invention polymer films. Also, when comparing samples at temperatures where breakage does not occur (see data at 150°C, for example), the invention polymer films (Samples 1 and 2A) show lower tensile strengths (i.e. easier stretchability) at 1,100% stretch ratio. Easier TD stretchability at lower stretching temperatures, without breaking, is one of the unique features offered by the invention polymers. Since film breaks during TD stretching are typically the weak link in biaxially oriented polypropylene film fabrication, via the tenter frame process, the invention polymers offer a significant processing advantage.

A typical commercial tenter frame process to make biaxially oriented polypropylene film, operating at 250 m/min. line speed and with TD stretch ratio 850 % (i.e. 1 m wide film stretched to 8.5 m), has a TD-stretch strain rate of about 15,000 % per minute. While it is difficult to match this value in a laboratory test, the Instron TD stretch test conditions of Case 2 above provide a strain rate of 11,000 % per minute, which approaches that of the commercial fabrication process. Data measurements per Case 2 conditions are shown in Table 6. The results are the same as those noted earlier: Low TD tensile strength values and no film breaks for the invention polymers down to stretching temperatures 30°C lower (130°C versus 160°C) than the best of the ZN control samples. At high TD strain rates, approaching those encountered during commercial tenter frame processing, the invention polymers display better low temperature TD stretchability without breaking.

Testing of the processability of the invention polymers during biaxially oriented film fabrication via the tenter frame process, was conducted on a pilot line capable of 1m wide trimmed films. The preparation of such films is readily done using techniques well known in the art. Invention polymer Sample 2B was compared against ZN control Sample 9. Typical values set for some key processing parameters were:

Parameter	Sample 9 (2.1 MFR, 159°C Tm)	Sample 2B (1.7 MFR, 147°C Tm)	Sample 10 (2.6 MFR, 144°C Tm)
Extrusion Melt Temperature	279°C	272°C	263°C
MD Oven Temperature	135°C	122°C	122°C
MD Stretching Ratio	5.0	5.1	5.1
TD Oven Temperature	182°C	166°C	168°C
TD Stretching Ratio	7.7	7.7	7.7
Film Thickness	20µm	20 µm	20 µm

A desirable processability range is the range of TD oven temperatures over  
 which good film quality and uniformity are maintained. This was done because in  
 the tenter oriented polypropylene (OPP) film process, TD stretching is usually the  
 most critical step when stretch ratio, rate and contour are constant. At low TD  
 oven temperature, the film is too strong to be stretched evenly and it breaks. At  
 high TD oven temperature, the film is too soft and weak to withstand stretching; it  
 tends to sag leading to poorly formed film or breakage. So there is a desirable  
 temperature range (processability range) to achieve uniform and good quality  
 film. A preferred resin provides a greater processability range. The data for  
 Samples 9 and 2B are shown in Figure 5. The processability range for the  
 invention polymer, Sample 2B, is substantially broader than for the ZN control,  
 Sample 9. For example, at a processing quality index that provides a  
 processability range of 15°C (174-189°C) for Sample 9, the corresponding  
 processability range for Sample 2B is 28°C (150-178°C). The invention polymer  
 provides not only greater processing latitude, but also the capability to operate at

significantly lower TD oven temperatures. This indicates advantages of lower energy input and higher line speed potential.

This superior stretching performance over a wide range of strain rates and temperature is a key attribute of the invention polymers. It translates to a broader biaxially oriented film processability range versus today's best ZN propylene polymers and versus single metallocene-catalyzed propylene polymers. This processing advantage is accompanied by a good profile of film properties.

10 Samples 10-18. Samples 10 through 18, data for which is represented in Tables 7A-12, is discussed below and exemplify the case of having a dual metallocene used to form a crystalline propylene polymer that is an RCP.

15 Samples 10 and 11 are propylene polymers from the dual metallocene combination, consistent with this invention. These are compared against several metallocene-based and conventional ZN based polypropylene polymers as follows. Samples 12 and 13 were prepared from single metallocene catalyst (MCN), the former being a homopolymer and the latter a copolymer, with ethylene the comonomer. Samples 14 and 15 were also prepared from a single  
20 metallocene catalyst, again the former being a homopolymer and the later an ethylene copolymer. ACHIEVE 3854 (ExxonMobil Chemical Company, Houston TX) is a commercial example of Sample 14. Sample 16 is a homopolymer produced from the dual metallocene combination. Samples 17 and 18 are commercial ZN propylene polymers. Polypropylene 9012E1 (ExxonMobil  
25 Chemical Company, Houston TX) is a commercial example of Sample 17, while polypropylene 9302E1 (also from ExxonMobil Chemical Company) is a commercial example of Sample 18.

30 The invention examples, Samples 10 and 11, were prepared using a catalyst system comprising an equimolar mix of two metallocenes on a silica support. The catalyst system was prepared as follows. In an inert nitrogen atmosphere, 5.31 g of rac-dimethylsilanedyl-bis(2-methylindenyl)zirconium

dichloride was combined with 6.85 g of rac-dimethylsilanedyl-bis(2-methyl-4-phenylindenyl)zirconium dichloride and 732.1 g of 30 wt% methylalumoxane solution in toluene (Albemarle Corporation, Baton Rouge, LA). 2222 g of toluene was added to dilute the solution. Separately, 798 g of MS 948 silica (25  $\mu$ m average particle size; 1.6 mL/g pore volume; Davison Chemical division of W.R. Grace, Baltimore, MD) previously dehydrated to 600 °C in a stream of flowing nitrogen was charged to the catalyst preparation vessel. A toluene solution of Kemamide™ AS 990 (8 g of AS 990 in 80 g toluene, C.K. Witco Corporation, Greenwich, CT) was added to the slurry before drying. A slight nitrogen purge was added to the bottom of the vessel to aid in removing volatiles. At the end of drying, 972.5 g of free flowing solid was obtained. Analysis showed a loading of 10.2 wt% Al, 0.20 wt% Zr and an Al/Zr molar ratio of 175.

Several batches of the catalyst system were combined to provide sufficient charge for the polymerization runs. The catalyst system was oil slurried (20 parts by weight catalyst to 80 parts by weight Drakeol™ mineral oil (Penreco, Dickinson TX) for ease of addition to the reactor.

Sample 10 was polymerized as follows. The polymerization was conducted in a pilot scale continuous stirred tank, bulk liquid phase polymerization process employing two reactors in series. The reactors were equipped with jackets for removing the heat of polymerization. The reactor temperatures were set at 64 °C in the first reactor and 59 °C in the second reactor. Catalyst was fed at an estimated rate of 4.89 g/hr. A 2 wt% solution of triethylaluminum (TEAL) in hexane was employed as a scavenger and added at a level of 15 mppm. Propylene was fed at a rate of about 89 kg/hr to the first reactor and about 27 kg/hr to the second reactor. Ethylene comonomer was added to both reactors at a feed rate as needed to result in an incorporation level of 0.9 wt%. Hydrogen was used for molecular weight control and added at a level of 525 mppm to the first reactor and 325 mppm to the second reactor. Residence times were about 2.6 hr in the first reactor and about 1.8 hr in the second reactor. The production rate was about 25 kg/hr. The polymer was discharged from the

reactors as a granular product having an MFR of about 2.6 dg/min and ethylene level of about 0.9 wt% based on the total weight of the polymer.

5 The copolymer Sample 11 was prepared using the same catalyst system and polymerization procedure as described above for Sample 10. The primary difference was an increased ethylene comonomer feed level, resulting in a final incorporation of 1.6 wt% ethylene-derived units. The discharged granular product had an MFR (23°C) of about 3.4 dg/min.

10 Sample 16, a homopolymer product, was prepared using the same catalyst and polymerization method as described above for Samples 10 and 11. The polymerization did not involve any ethylene comonomer. The discharged granular product had an MFR of about 4.4 dg/min.

15 Samples 12 and 13, homopolymer and ethylene copolymer respectively, were polymerized using the single metallocene rac-dimethylsilanedyl-bis(2-methyl-4-phenylindenyl)zirconium dimethyl. The catalyst systems were prepared using generally similar procedures to that described above for Samples 10 and 11. Specifically, the catalyst for homopolymer Sample 12 involved the use of Davison  
20 silica D-952 (25 µm average particle size) as support, tris(perfluorophenyl)boron as cocatalyst, N,N-diethylaniline as the Lewis base, and phenyldimethylvinylsilane as a promoter, as disclosed in U.S. 6,143,686.

25 The catalyst was prepared in 0.5 kg batches in a nitrogen purged dry glove box per the following scheme. Tris(perfluorophenyl)boron in toluene is added to previously dehydrated silica and mixed well with N,N-diethylaniline added via syringe. Stirring continued while triethylaluminum (TEAL) was added. Metallocene rac-dimethylsilanedyl-bis(2-methyl-4-phenylindenyl) zirconium  
30 dichloride plus the promoter, phenyldimethylvinylsilane, were added and the reaction mixture held with continuous stirring for an additional hour. The solvent was removed and catalyst dried via nitrogen purging at 50°C.



The reaction sequence shown above is critical to obtaining good activity from the resulting catalyst. Characterization of the catalyst gave the following composition: 0.026 mmole Zr/g SiO<sub>2</sub>; 0.11 mmole B/g SiO<sub>2</sub>; 0.11 mmole phenyldimethylvinylsilane promoter/g SiO<sub>2</sub>, and 0.57 mmole TEAL/g SiO<sub>2</sub>.

5

Homopolymer Sample 12 was polymerized as follows. The polymerization was conducted in a pilot scale, continuous, stirred tank, bulk liquid phase polymerization process employing two reactors in series. The reactors were equipped with jackets for removing the heat of polymerization. The reactor temperatures were 70 °C in the first reactor and 64 °C in the second reactor. Catalyst was fed at a rate of about 1.3 g/hr. TEAL (2.0 wt% in hexane solvent) was used as a scavenger and added at a level of 13 mppm. The catalyst system was fed as a 20 wt% slurry in mineral oil and was flushed into the first reactor with propylene. Total propylene feed to the first reactor was about 80 kg/hr. Propylene monomer feed to the second reactor was 30 kg/hr. Hydrogen was added for molecular weight control at a rate of 950 mppm to the first reactor and 1450 mppm to the second reactor. Reactor residence time were 2.6 hr in the first reactor and 1.8 hr in the second reactor. Overall polymer production was about 30 kg/hr. About 69 % of the final polymer product was obtained from the first reactor and about 31 % from the second reactor. Polymer was discharged as a granular product of about 1100 µm average particle size. The MFR (at 230 °C) was about 3.3 dg/min.

20

Ethylene copolymer Sample 13 was polymerized on the same pilot line equipment used for Sample 12 above. The reactor temperatures were 64°C in the first reactor and 59°C in the second reactor. Catalyst was fed at a rate of about 0.9 g/hr. TEAL (2.0 wt% in hexane solvent) was used as a scavenger and added at a level of 15 mppm. Total propylene feed to the first reactor was about 80 kg/hr. Propylene monomer feed to the second reactor was about 30 kg/hr. Hydrogen was added at a rate of about 580 mppm to the first reactor and about 1075 mppm to the second reactor. Ethylene comonomer feed rates were about 1.4 kg/hr to the first reactor and about 0.4 kg/hr to the second reactor. The ethylene incorporation

25

30

level in the polymer was determined as 1.26 wt% in the first reactor and 1.16 wt% in the second reactor. Overall, polymer production was about 25 kg/hr. About 75% of the final polymer product was obtained from the first reactor and about 25% from the second reactor. Reactor residence times were 2.6 hr in the first reactor and 1.8 hr in the second reactor. Polymer was discharged as a granular product of about 4.3 MFR (at 230 °C). The average particle size was about 1400  $\mu\text{m}$ .

Copolymer Sample 15 was polymerized using the single metallocene dimethylsilanediyl-bis(2-methyl-indenyl) zirconium dichloride. The catalyst was prepared as follows. In an inert nitrogen atmosphere, 25.3 g of rac-dimethylsilanediylbis(2-methyl-indenyl)zirconium dichloride from Albemarle was combined with 2.24 kg of 30 wt% methylalumoxane in toluene solution also from Albemarle. After 1 hour mixing to dissolve the metallocene, the solution was transferred to a conical Hosokawa dryer. The lines were flushed with 5.5 kg of toluene. Then, with the Hosakawa agitator screw rotating at 60 rpm and the arm at 1.5 rpm, 2.4 kg of MS 952 silica from Grace Davison, previously dehydrated at 600°C, was added. 1.1 kg of toluene was used to rinse the feed port and upper section of the conical dryer. After 30 minutes agitation, the dryer jacket was heated to 49°C and vacuum started while a slow stream of nitrogen entered from the bottom of the dryer. When the mixture entered the mud stage, the dryer jacket temperature was increased to 79°C. Drying continued until a free flowing catalyst solid was obtained.

The polymerization of copolymer Sample 15 was conducted on the same pilot scale, two-reactors-in-series line, referenced above. The reactor temperatures were 64°C in the first reactor and 59°C in the second reactor. Catalyst was fed at a rate of 4.8 g/hr. TEAL (2 wt% in hexane solvent) was used as a scavenger and added at a level of about 16 mppm. Total propylene feed to the first reactor was about 80 kg/hr. Propylene monomer feed to the second reactor was about 36 kg/hr. Ethylene comonomer flow to the first reactor was 0.38 kg/hr (0.40 % concentration in the gas phase) and 0.22 kg/hr to the second

reactor (0.45 % concentration in the gas phase). Hydrogen was added for molecular weight control at a level of 527 mppm at the first reactor and 729 mppm at the second reactor. Overall, polymer production was 46.8 kg/hr. About 60 % of the final product was obtained from the first reactor, and about 40 % from the second reactor. Reactor residence times were 2.5 hr in the first reactor and 1.7 hr in the second reactor. Polymer was discharged as a granular product of about 650  $\mu$ m average particle size. The MFR (230  $^{\circ}$ C) was about 25 and ethylene incorporation was measured as about 0.8 wt%.

Comparison of polypropylene resins from Samples 10-18 are listed in Table 7A and 7B. Using individual single metallocenes, the single-site metallocene catalyzed propylene homopolymers (Samples 12 and 14) and ethylene-propylene copolymers (Samples 13 and 15) are characterized by their narrow MWD, narrow CD, and low solvent extractables. It is of note that the two metallocene systems differ in the extent of hydrogen and ethylene comonomer responses, and therefor under the same polymerization conditions, produce polymers with different levels of molecular weight and comonomer content. When combining these two metallocene catalysts in the process of propylene homopolymerization, homopolymers (Sample 16) with broad MWD as a result of different MW capability from constituent catalysts are produced. It is noted from the data in Tables 7A and 7B that the MWD and polydispersity indices are only marginally higher than those from the individual components.

What is unexpected in one embodiment of the invention, as demonstrated in this invention in Samples 1, 2A, 2B, 10 and 11 is the significant MWD broadening by copolymerizing ethylene comonomer with the mixed metallocenes (each metallocene used is chemically distinct). This is indicated quantitatively by the larger Mz values for these invention Samples relative to the comparative examples as shown in the tables. The Mz value is the higher average molecular weight value, and its calculation is common, as discussed by A.R. Cooper in CONCISE ENCYCLOPEDIA OF POLYMER SCIENCE AND ENGINEERING 638-39 (J.I. Kroschwitz, ed., John Wiley & Sons 1990), which in the present invention is a

measure of the degree of molecular weight broadening towards higher molecular weights. This is due to the combined MWs of the polymers generated by the two stages of the polymerization process, wherein one metallocene generates a polymer of higher MW, and/or broader MW. In particular, the 4-phenyl-1-indenyl substituted metallocenes increase the MWs and creates the high Mz values. Values for Mn, Mw and Mz are in Tables 1B and 7B for Samples 1-18.

The substantial molecular weight broadening toward the higher molecular weight end of the distribution for the invention polymers can be seen in the measurement of recoverable compliance, the value for which is well known to track the high molecular weight end species of the distribution. The data (Figures 1 and 2) show the values for recoverable compliance to increase from  $1.1 \times 10^4 \text{ Pa}^{-1}$  for Sample 4 (single metallocene, homopolymer) to  $3.6 \times 10^4 \text{ Pa}^{-1}$  for Sample 3 (two metallocenes, homopolymer) to greater than or equal to  $3.9 \times 10^4 \text{ Pa}^{-1}$  for invention polymers Samples 1, 2A and 2B (two metallocenes, TCRs). The recoverable compliance in Samples 10 and 11 are, respectively, 3.6 and  $4.3 \times 10^4 \text{ Pa}^{-1}$ .

GPC comparison of the MWD of the invention polymers versus other polymers is shown in Figure 6 for the RPC embodiment. Although a two-reactor process was employed in the production of Samples 10 and 11, an indication of broad and bimodal MWD polymer was already produced in the first reactor. Figure 7 shows the MWD of polymers discharged at various stages of polymerization, and reflects the high Mz values of the polymers of the present invention.

The invention RCPs (Samples 10 and 11) also display a relatively broad CD as opposed to the inherent narrow CD of single-site metallocene catalyzed copolymers (Samples 13 and 15), as exemplified in Figure 8. Although the same level of CD broadening may be achieved with conventional ZN catalysts, the valued attributes of both broad CD and low extractables from the invention polymers affords advantages in many applications which require good cleanliness,

less volatile fume, less thermal oxidation breakdown, improved recyclability, and other attributes.

Further CD analysis of the invention RCP Sample 10 was conducted by a preparative temperature rising elution fractionation (TREF) technique in the temperature range of room temperature to 100°C. The fractions obtained from different ranges of elution temperature were selected for  $^{13}\text{C}$ -NMR and GPC characterizations. The  $^{13}\text{C}$ -NMR results shown in Table 8 suggest that the fractionation takes place according to the defect structures (stereo or regio types of defect) and the level of comonomer incorporation. It is apparent that fraction-3 polymer, which elutes at the highest temperature range, has minimum chain disruptions and the lowest level of comonomer incorporation relative to the other two fractions.

The details of MW and MWD of each fraction are shown in Figure 9. The fraction-3 polymer has both MW and MWD higher than those of fraction-1 and -2. The above results show that the invention polymer has a polymer comprising: (1) a high MW and broad MWD component with a relatively lower level of comonomer incorporation; (2) a moderate MW and narrow MWD component with a moderate level of comonomer incorporation, and (3) a low MW and broad MWD component with a high level of comonomer incorporation.

For many product applications that require the synergistic benefits of processability and property balance, the invention method provides the advantage of in-situ production of polymers to meet these demands. For example, in molded parts and film products the stiffness and dart-puncture resistance balance are always desirable, and the invention preparation offers reactor made polymers to achieve these end properties.

One of the advantages of this invention is that, despite the substantial level of MWD and CD broadening, the hexane extractables for the invention polymers are still below 0.3 wt%, which is substantially lower than for ZN polymers. In

one embodiment, the hexane extractables is less than 3 wt%, in another embodiment less than 2 wt%, and in yet another embodiment the hexane extractable is less than 1 wt%.

5           The MWD broadening from the invention polymer benefits the rheological properties in terms of higher melt strength at low shear rate and improved shear thinning at high shear rate, as exemplified in Figure 10. In many fabrication processes, such as thermoforming, casting, blowing, spinning, stretching, etc., high melt strength is desirable to mitigate any potential instability or sagging of  
10   fabricated parts at the molten stage. The greater shear thinning at increased shear rate helps to reduce extruder torque in the extrusion and improve mold flow and cycle times in the molding process.

          Cast films were prepared from Samples 10, 11, 13 and 17 using the  
15   following operations. Cast monolayer films were fabricated on a Killion cast film line. This line has three 24:1 L/D extruders ("A" extruder at 2.54 cm diameter; "B" extruder at 1.91 cm diameter; and "C" extruder at 1.91 cm diameter), which feed polymer into a feedblock. For monolayer cast film production, polymer was fed only into "A" extruder. The feedblock diverts molten polymer from the  
20   extruder to a 20.32 cm wide Cloeren die. Molten polymer exits the die and is cast on a chill roll (20.3 cm diameter, 25.4 cm roll face). The casting unit is equipped with adjustable winding speeds to obtain film of the targeted thickness. Operating conditions are in Table 9.

25           Cast film properties, at film thickness of 102  $\mu\text{m}$  (4 mil) and 38  $\mu\text{m}$  (1.5 mil), are reported in Tables 10A and 10B, respectively. Data show that cast films from the invention polymers have an attractive balance of stiffness (1% secant modulus) and toughness (puncture and dart impact resistance). Specifically, the film stiffness from the invention polymer (Samples 10 and 11) is higher than that  
30   of the narrow MWD metallocene propylene copolymer (Sample 13) and the broad MWD ZN copolymer (Sample 17). With additional ethylene comonomer in Sample 11 than in Sample 10, the dart impact strength of Sample 11 is greatly

improved and exceeds that of the controls (Samples 13 and 17). Other important film properties of the invention polymer include opticals (haze and gloss), moisture barrier (WVTR) and heat sealing strength, which are all comparable or improvements over the prior art films. The low tear strength, when combined with the good toughness, of the invention polymers could be desirable in specialty applications where "easy tear" is a beneficial attribute.

Shrink films were prepared from Samples 11 (invention polymer) and 18 using the following operations. Cast monolayer sheet typically 508  $\mu\text{m}$  (20 mil) thickness was fabricated on a Killion cast film line using procedures similar to that described above. For monolayer sheet production, the same polymer was fed into all three extruders. The feedblock diverts molten polymer from each extruder to specific channels. From the channels, the combined streams of molten polymer enter to the casting die. Molten polymer exits the die and is cast on the chill roll to form a thick sheet. Operating conditions used for preparing cast sheets are shown in Table 11.

Following the production of cast sheets, 5.08 cm x 5.08 cm squares of the sheets were stretched (to 6 x 6 along MD x TD) using a T.M. Long stretching machine. To produce clear, good quality films, the stretching temperatures of 141°C and 138°C were selected for Samples 11 and 18, respectively. Data of film properties are shown in Table 12. Shrink film from the invention polymer displays a favorable balance of properties, including WVTR, stiffness (1% secant modulus), tensile strength, and shrink tension. Shrink tension relates to the force that the final shrink packaging applies on the package contents at a given packaging temperature. Generally, a high shrink tension force (but below the force level where damage or deformation is inflicted on the package contents) is highly desirable to provide a taut, crisp packaging that secures the package contents as well as provides an appealing presentation.

Although the Examples in this invention deal primarily with films, it will be instantly recognized that the attributes of the invention polymers will lend

-55-

themselves to use in other end-application areas as well. For example, in thermoforming and blow molding, the increased melt strength derived from the broadening of distribution to the high molecular weight end, coupled with the easier orientability at lower temperatures, should result in performance benefits  
5 versus single metallocene-catalyzed propylene polymers.

All priority documents are herein fully incorporated by reference for all jurisdictions in which such incorporation is permitted. Further, all documents cited herein, including testing procedures, are herein fully incorporated by  
10 reference for all jurisdictions in which such incorporation is permitted.



Table 1A. Description of samples 1-9

Sample	Catalyst	MFR	Comonomer (wt%)	Melting Temp. (°C)	Hexane Extractables (wt%)	TREF Extractables (wt%)
1	2 MCN	2.1	C <sub>2</sub> (0.8)	147.1	1.0	3.8
2A	2 MCN	1.0	C <sub>2</sub> (1.0)	146.5	0.9	3.9
2B	2 MCN	1.7	C <sub>2</sub> (0.8)	146.7	-	2.5
3	2 MCN	2.0	none	151.0	0.7	-
4	1 MCN	4.3	none	151.0	0.3	-
5	1 MCN	3.9	C <sub>2</sub> (1.1)	139.0	0.4	-
6	ZN	2.6	C <sub>2</sub> (0.55)	157.1	3.2	7.6
7	ZN	3.4	C <sub>2</sub> (0.4)	156.3	3.1	5.9
8	ZN	2.0	C <sub>2</sub> (2.8)	146.0	3.5	-
9	ZN	2.1	C <sub>2</sub> (0.6)	158.5	-	-

Table 1B. Description of samples 1-9

Sample	Mn (x1000)	Mw (x1000)	Mz (x1000)
1	114	352	822
2A	106	386	869
2B	113	322	764
3	115	305	668
4	127	236	366
5	123	221	343
6	63	250	691
7	60	250	622
8	58	274	819
9	58	248	627

Table 2. Biaxially oriented film processability<sup>1</sup>

Stretching Temperature (°C)	Sample 4 (T <sub>m</sub> = 151°C)	Sample 3 (T <sub>m</sub> = 151°C)	Sample 1 (T <sub>m</sub> = 147.1°C)	Sample 2A (T <sub>m</sub> = 146.5°C)	Sample 2B (T <sub>m</sub> = 146.7°C)	Sample 6 (T <sub>m</sub> = 157.1°C)	Sample 7 (T <sub>m</sub> = 156.3°C)
140.6				B	U		
143.3	B	U	B	E	U		B
146.1			B	E	E	B	B
148.9	U	E	U	E	E	B	U
151.7			E	E	E	U	E
154.4	E	E	E	E	E	E	E
157.2			E	E	S	E	E
160.0	S	S	S	E		E	E
166.0				S		S	

1. E = Even stretch, U = Uneven stretch (i.e., unstretched marks/unstretched regions), B = Break, S = Sagging

Table 3. Biaxially oriented film properties

Film Property	Sample 4	Sample 3	Sample 1	Sample 2A	Sample 2A <sup>1</sup>	Sample 2B <sup>2</sup>	Sample 6
Thickness, $\mu\text{m}$	18	18	18	15	18	15	15
Haze %	1.0	0.9	0.9	1.0	0.3	0.3	0.3
Gloss %	92	94	92	91	94	94	94
WVTR @ 37.8°C & 100% RH, $\text{g/m}^2/\text{day}$ per 25.4 $\mu\text{m}$	5.7	5.9	6.5	7.1	6.7	6.9	6.5
1% Sec. Modulus, MPa (kpsi)	2130 (309)	2247 (326)	2185 (317)	2289 (332)	2359 (342)	2346 (340)	2729 (396)
Ultimate Tensile Strength, MPa (kpsi)	179 (26)	193 (28)	186 (27)	200 (29)	200 (29)	209 (30)	207 (30)
Ultimate Elongation, %	61	70	62	65	65	75	71

1. Stretching temperature 143.3°C; by comparison, Sample 2A data in column 5 is on film prepared at 154.4°C.
2. Stretching temperature 146°C for Sample 2B. Stretching temperature for the remaining Samples was 154°C

Table 4. biaxially oriented film properties comparison

Film Property	Sample 2A	Sample 8
Thickness, $\mu\text{m}$	18	18
Haze, %	0.3	0.2
Gloss, %	94	95
WVTR @ 37.8°C & 100% RH, $\text{g/m}^2/\text{day}$ per 25.4 $\mu\text{m}$	6.7	8.3
1% Sec. Modulus, MPa (kpsi)	2359 (342)	1851 (268)
Ultimate Tensile Strength, MPa (kpsi)	200 (29)	170 (25)
Ultimate Elongation, %	65	72

Table 5. Instron TD tensile strength (MPa) per case 1 stretching conditions<sup>1</sup>

TD Stretching Temperature (°C)	Sample 4 (T <sub>m</sub> = 151°C)	Sample 3 (T <sub>m</sub> = 151°C)	Sample 1 (T <sub>m</sub> = 147.1°C)	Sample 2A (T <sub>m</sub> = 146.5°C)	Sample 6 (T <sub>m</sub> = 157.1°C)	Sample 7 (T <sub>m</sub> = 156.3°C)
100			B	B(1,025%)		
110			B (970%)	9.8		
120			8.2	7.5		
130	B	B	6.6	7.4	B	B
135	B	B	6.3	6.4	B	B (935%)
140	B	B (1,050%)	4.5	5.3	B	6.0
145	B	6.3	3.2	-	B (965%)	5.0
150	B (900%)	5.1	3.1	3.7	5.1	4.8

## 1. Sequential Stretching on Instron

MD: 700%, 50.8 mm/min, 110°C, 25.4 mm jaw separation

TD: 1,100%, 508.0 mm/min, varying temperatures, 25.4 mm jaw separation, strain rate 2200%/min

B= Break prior to full 1,100% extension

Table 6. Instron TD tensile strength (MPa) per case 2 stretching conditions<sup>1</sup>

TD Stretching Temp. (°C)	Sample 1 (T <sub>m</sub> = 147.1°C)	Sample 2A (T <sub>m</sub> = 146.5°C)	Sample 6 (T <sub>m</sub> = 157.1°C)	Sample 7 (T <sub>m</sub> = 156.3°C)
120	B (1,365%)	B (2,100%)	B	B
130	8.5	8.9	B	B
140	5.1	6.1	B	B
150	3.4	3.0	B (1,965 %)	B (1,765%)
160		-	2.9	1.8

## 1. Sequential Stretching on Instron

MD: 700%, 50.8 mm/min., 110°C, 25.4 mm jaw separation

TD: 2,200%, 1,270 mm/min., varying temperatures, 12.7 mm jaw separation, strain rate 11,000 %/min

B = Break prior to full 2,200% extension

Table 7A. Description of samples 10-18

Sample	Catalyst	MFR dg/min	Comonomer (wt%)	MWD Characteristics	CD Characteristics	Polydispersity Index	Melting Temp. (°C)	Crystallization Temp. (°C)	Hexane Extractables (wt%)
10 (invention)	2 MCN	2.6	C <sub>2</sub> (0.9)	Bimodal	Broad	5.4	144	105	0.3
11 (invention)	2 MCN	3.4	C <sub>2</sub> (1.6)	Bimodal	Bimodal	5.7	142	102	0.2
12 (control)	MCN	3.3	None	Narrow	-	2.0	151	107	0.3
13 (control)	MCN	4.3	C <sub>2</sub> (1.1)	Narrow	Narrow	1.9	140	102	0.3
14 (control)	MCN	24	None	Narrow	-	2.0	149	108	0.5
15 (control)	MCN	25	C <sub>2</sub> (0.8)	Narrow	Narrow	2.1	143	104	0.3
16 (control)	2 MCN	4.4	None	Broad	-	2.6	151	110	0.7
17 (control)	ZN	2.9	C <sub>2</sub> (2.7)	Broad	Broad	3.6	146	101	1.6
18 (control)	ZN	3.6	C <sub>2</sub> (4.0)	Broad	Broad	2.9	138	95	3.0



Table 7B. Description of samples 10-18

Sample	MWD (Mw/Mn)	Mn (x1000)	Mw (x1000)	Mz (x1000)
10	2.8	109	305	754
11	2.9	100	291	734
12	2.1	140	287	440
13	2.1	96	203	337
14	1.9	81	152	228
15	1.8	75	134	199
16	2.4	94	222	426
17	4.7	58	274	819
18	3.3	70	232	548

Table 8. Punctuation comparison of sample 10 and its fractions (per 10,000 propylene units)

Sample	Elution Temperature (°C)	Elution Fraction (wt%)	Isotactic Index	2,1 Inversion Punctuations	Stereo Punctuations	Ethylene Punctuations	Total Punctuations	Wt% Ethylene
Original	-	100	97.1	55	83	160	298	1.1
Fraction 1	< 68	10.3	93.7	41	112	220	373	1.5
Fraction 2	68 - 73	25.3	95.3	35	90	210	335	2.7
Fraction 3	> 73	64.4	98.1	56	42	110	208	0.8

Table 9. Extrusion conditions during casting of a monolayer film from samples 10-19

Variable	"A" Extruder
Zone 1 Temperature (°C)	204
Zone 2 Temperature (°C)	216
Zone 3 Temperature (°C)	222
Adapter 1 Temperature (°C)	232
Adapter 2 Temperature (°C)	238
Die/Feedblock (°C)	260
Screw Speed (rpm)	120
Chill Roll Temperature (°C)	23
Line Speed (m/min)	2.4/5.8
Gauge (μm)	102/25

Table 10A. Film properties of random copolymer cast films

Property	Sample 10	Sample 11	Sample 13	Sample 17	Test Method
Thickness ( $\mu\text{m}$ )	102	102	102	102	Profilometer
Haze (%)	6.3	4.8	5.3	12.2	ASTM D 1003
Gloss @ 45°	76	75	80	73	ASTM D 2457
WVTR @ 37.8 °C, 100% RH ( $\text{g}/\text{m}^2/\text{day}$ per 25 $\mu\text{m}$ )	14.4	15	14.8	17	ASTM F 372
1% Sec. Modulus (MPa)					
MD	794	723	658	569	ASTM D 882
TD	796	717	704	561	
Yield Tensile Strength (MPa)					
MD	21	20	19	16	ASTM D 882
TD	21	21	19	16	
Yield Elongation (%)					
MD	4.5	4.6	4.7	4.6	ASTM D 882
TD	4.6	4.5	4.6	4.6	
Ultimate Tensile Strength (MPa)					
MD	64	55	52	58	ASTM D 882
TD	54	46	46	48	
Ultimate Elongation (%)					
MD	687	659	690	748	ASTM D 882
TD	810	732	715	788	
Puncture Resistance					
Peak Force ( $\text{kg}/25.4 \mu\text{m}$ )	2.7	2.6	2.5	1.9	ASTM D 3420
Break Energy ( $\text{J}/25.4 \mu\text{m}$ )	221	202	200	127	
Impact Strength @ 23°C ( $\text{g}/25.4 \mu\text{m}$ )	29	155	30	86	ASTM D 1709
Elmendorf Tear Strength ( $\text{g}/25.4 \mu\text{m}$ )					
MD	37	38	45	200	ASTM D 1922
TD	180	146	87	1109	

Table 10B. Film properties of random copolymer cast films

Property	Sample 10	Sample 11	Sample 13	Sample 17	Test Method
Thickness ( $\mu\text{m}$ )	38	38	38	38	Profilometer
Haze (%)	2.7	3.6	2.1	4.2	ASTM D 1003
Gloss @ 45°	82	76	85	82	ASTM D 2457
WVTR @ 37.8 °C, 100% RH ( $\text{g}/\text{m}^2/\text{day per } 25 \mu\text{m}$ )	14.8	16.1	15.4	19	ASTM F 372
1% Sec. Modulus (MPa)	712 812	649 721	655 702	521 534	ASTM D 882
Yield Tensile Strength (MPa)	21 19	19 21	19 19	16 17	ASTM D 882
Yield Elongation (%)	4.6 4.1	4.4 3.9	4.3 4.3	4.2 4.3	ASTM D 882
Ultimate Tensile Strength (MPa)	96 52	78 44	66 49	86 50	ASTM D 882
Ultimate Elongation (%)	526 734	524 706	558 688	538 749	ASTM D 882
Puncture Resistance	3.1 234	3.1 228	3 236	2.4 161	ASTM D 3420
Elmendorf Tear Strength ( $\text{g}/25.4 \mu\text{m}$ )	20 768	16 645	32 153	18 829	ASTM D 1922
Heat Sealing Strength (N/15 mm)	2 17.3 18 13.4	1 9.3 15.9 13.3	1 14.6 14.4 13.4	0.6 4.4 11 12.8	Theller film sealer

Table 11. Extrusion conditions during casting of monolayer sheet

Variable	"A" Extruder	"B" Extruder	"C" Extruder
Zone 1 Temperature (°C)	204	204	204
Zone 2 Temperature (°C)	216	216	216
Zone 3 Temperature (°C)	232	232	232
Adapter 1 Temperature (°C)	235	235	235
Adapter 2 Temperature (°C)	235	235	-
Die/Feedblock (°C)	246	-	246
Screw Speed (rpm)	121	94	145
Chill Roll Temperature (°C)		38	
Line Speed (m/min)		1.5	
Gauge (μm)		20	

Table 12. Film Properties of Random Copolymer Stretched Films

Property	Sample 11	Sample 18	Test Method
Thickness ( $\mu\text{m}$ )	15	16	Profilometer
Haze (%)	0.3	0.3	ASTM D 1003
Gloss @ 45°	94	93	ASTM D 2457
WVTR @ 37.8°C, 100 RH ( $\text{g}/\text{m}^2/\text{day}$ per 25.4 $\mu\text{m}$ )	7.3	10.5	ASTM F 372
1% Sec. Modulus (MPa)	2111	1284	ASTM D 882
Yield Tensile Strength (MPa)	48	37	ASTM D 882
Yield Elongation (%)	3.7	3.5	ASTM D 882
Ultimate Tensile Strength (MPa)	200	181	ASTM D 882
Ultimate Elongation (%)	76	72.5	ASTM D 882
Shrinkage @ 135°C, 3 min (%)	40	42	Instron Model 1122
Shrink Tension @ 110°C (g force)	156	121	Instron Model 1122

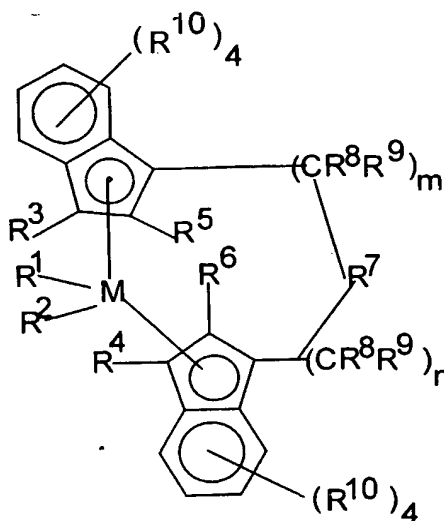
**Claims****We claim:**

1. A crystalline isotactic propylene polymer comprising from 0.05 to 15 wt%  
5 comonomer units based on the total weight of the polymer, wherein the molecular weight distribution of the polymer is characterized as being bimodal, the propylene having a Mz value of from 400,000 to 2,000,000 and a MWD value of less than 3.0.
- 10 2. The polymer of Claim 1, wherein the Mn value of the polymer is from 90,000 to 120,000.
3. The polymer of Claim 1, wherein the hexane extractables level of the polymer is less than 2 wt% as measured by 21 CFR 177.1520(d)(3)(ii).
- 15 4. The polymer of Claim 1, wherein the hexane extractables level of the polymer is less than 3 wt% as measured by 21 CFR 177.1520(d)(3)(ii).
5. The polymer of Claim 1, wherein the comonomer wt% is in the range of  
20 from 0.1 to 10.0.
6. The polymer of Claim 1, wherein the comonomer wt% is in the range of from 0.5 to 5.0.
- 25 7. The polymer of Claim 1, wherein the Mz value is from 500,000 to 1,500,000 molecular weight units.
8. The polymer of Claim 1, wherein the Mz value is from 600,000 to 800,000 molecular weight units.
- 30 9. A crystalline propylene polymer comprising from 0.05 to 15 wt% comonomer units based on the total weight of the polymer, wherein the



polymer is generated from at least two polymerization steps conducted in the presence of a catalyst system comprising at least two different metallocene catalysts, and wherein the molecular weight distribution of the polymer is characterized as being bimodal, the propylene having a Mz value of from 400,000 to 2,000,000.

10. The polymer of Claim 9, wherein the metallocene catalyst system comprises two metallocenes each independently represented by the formula:



wherein M is selected from the group consisting of titanium, zirconium, hafnium, vanadium niobium, tantalum, chromium, molybdenum and tungsten;

$R^1$  and  $R^2$  are identical or different, are one of a hydrogen atom, a C<sub>1</sub>-C<sub>10</sub> alkyl group, preferably a C<sub>1</sub>-C<sub>3</sub> alkyl group, a C<sub>1</sub>-C<sub>10</sub> alkoxy group, a C<sub>6</sub>-C<sub>10</sub> aryl group, a C<sub>6</sub>-C<sub>10</sub> aryloxy group, a C<sub>2</sub>-C<sub>10</sub> alkenyl group, a C<sub>2</sub>-C<sub>4</sub> alkenyl group, a C<sub>7</sub>-C<sub>40</sub> arylalkyl group, a C<sub>7</sub>-C<sub>40</sub> alkylaryl group, a C<sub>8</sub>-C<sub>40</sub> arylalkenyl group, or a halogen atom;

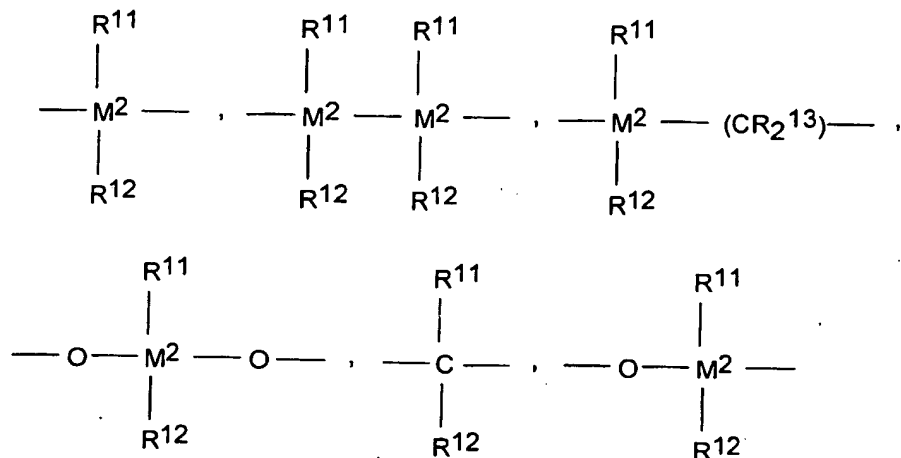
$R^3$  and  $R^4$  are hydrogen atoms;

$R^5$  and  $R^6$  are identical or different, and are one of a halogen atom, a C<sub>1</sub>-C<sub>10</sub> alkyl group which may be halogenated, a C<sub>6</sub>-C<sub>10</sub> aryl group which may be halogenated, a C<sub>2</sub>-C<sub>10</sub> alkenyl group, a C<sub>7</sub>-C<sub>40</sub> -arylalkyl group, a C<sub>7</sub>-C<sub>40</sub> alkylaryl group, a C<sub>8</sub>-C<sub>40</sub> arylalkenyl group, a -NR<sub>2</sub><sup>15</sup>, -

SR<sup>15</sup>, -OR<sup>15</sup>, -OSiR<sub>3</sub><sup>15</sup> or -PR<sub>2</sub><sup>15</sup> radical, wherein R<sup>15</sup> is one of a halogen atom, a C<sub>1</sub>-C<sub>10</sub> alkyl group, or a C<sub>6</sub>-C<sub>10</sub> aryl group;

R<sup>7</sup> is

5



-B(R<sup>11</sup>)-, -Al(R<sup>11</sup>)-, -Ge-, -Sn-, -O-, -S-, -SO-, -SO<sub>2</sub>-, -N(R<sup>11</sup>)-, -CO-, -P(R<sup>11</sup>)-, or -P(O)(R<sup>11</sup>)-;

10 wherein R<sup>11</sup>, R<sup>12</sup> and R<sup>13</sup> are identical or different and are a hydrogen atom, a halogen atom, a C<sub>1</sub>-C<sub>20</sub> alkyl group, a C<sub>1</sub>-C<sub>20</sub> fluoroalkyl group, a C<sub>6</sub>-C<sub>30</sub> aryl group, a C<sub>6</sub>-C<sub>30</sub> fluoroaryl group, a C<sub>1</sub>-C<sub>20</sub> alkoxy group, a C<sub>2</sub>-C<sub>20</sub> alkenyl group, a C<sub>7</sub>-C<sub>40</sub> arylalkyl group, a C<sub>8</sub>-C<sub>40</sub> arylalkenyl group, a C<sub>7</sub>-C<sub>40</sub> alkylaryl group, or R<sup>11</sup> and R<sup>12</sup>, or R<sup>11</sup> and R<sup>13</sup>, together with the atoms binding them, can form ring systems;

M<sup>2</sup> is silicon, germanium or tin;

R<sup>8</sup> and R<sup>9</sup> are identical or different and have the meanings stated for R<sup>11</sup>;

20 m and n are identical or different and are zero, 1 or 2, m plus n being zero, 1 or 2; and

the radicals R<sup>10</sup> are identical or different and have the meanings stated for R<sup>11</sup>, R<sup>12</sup> and R<sup>13</sup> and two adjacent R<sup>10</sup> radicals can be joined together to form a ring system.

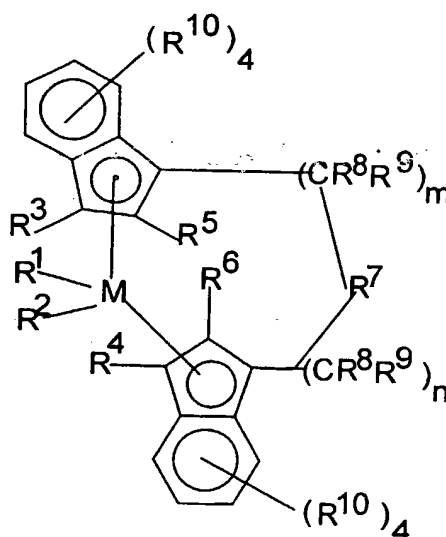
25

11. The polymer of Claim 9, wherein the metallocene is selected from the group consisting of:

dimethylsilandiylbis(2-methylindenyl) zirconium dichloride,  
dimethylsilandiylbis (2-methyl-4-phenyl-1-indenyl) zirconium dichloride,  
dimethylsilandiylbis(2,4-dimethylindenyl) zirconium dichloride,  
dimethylsilandiylbis(2,5,6-trimethylindenyl) zirconium dichloride,  
5 dimethylsilandiylbis indenyl zirconium dichloride,  
dimethylsilandiylbis(4,5,6,7-tetrahydroindenyl) zirconium dichloride,  
dimethylsilandiylbis(2-methyl-4,5-benzindenyl) zirconium dichloride,  
dimethylsilandiylbis (2-methyl-4-phenyl-1-indenyl) zirconium dimethyl,  
dimethylsilandiylbis(2-methyl-4,5-benzindenyl) zirconium dimethyl,  
10 dimethylsilandiylbis(2-methyl-4,6-diisopropylindenyl) zirconium  
dimethyl,  
dimethylsilandiylbis(2-ethyl-4-phenyl-1-indenyl) zirconium dimethyl,  
dimethylsilandiylbis (2-ethyl-4-naphthyl-1-indenyl) zirconium dimethyl,  
phenyl(methyl)silandiylbis(2-methyl-4-phenyl-1-indenyl) zirconium  
15 dimethyl,  
dimethylsilandiylbis(2-methyl-4-(1-naphthyl)-1-indenyl) zirconium  
dimethyl,  
dimethylsilandiylbis(2-methyl-4-(2-naphthyl)-1-indenyl) zirconium  
dimethyl, and  
20 dimethylsilandiylbis(2-methyl-indenyl) zirconium dimethyl, and mixtures  
thereof.

12. The polymer of Claim 9, wherein the hexane extractables level of the  
polymer is less than 3 wt% as measured by 21 CFR 177.1520(d)(3)(ii).
- 25 13. The polymer of Claim 9, wherein the comonomer wt% is in the range of  
from 0.1 to 10.0.
14. The polymer of Claim 9, wherein the Mz value is from 500,000 to  
30 1,500,000 molecular weight units.

15. The polymer of Claim 9, wherein the  $M_z$  value is from 600,000 to 800,000 molecular weight units.
16. The polymer of Claim 10, wherein one metallocene catalyst is a 4-phenyl-1-indenyl substituted metallocene catalyst.
17. A crystalline propylene polymer comprising from 0.05 to 15 wt% comonomer units based on the total weight of the polymer, wherein the polymer is generated from at least two polymerization steps conducted in the presence of a catalyst system comprising at least two different metallocene catalysts, and wherein the molecular weight distribution of the polymer is characterized as being bimodal, the polymer having a  $M_z$  value of from 500,000 to 1,500,000 molecular weight units.
18. The polymer of Claim 17, wherein the metallocene catalyst system comprises two metallocenes each independently represented by the formula:

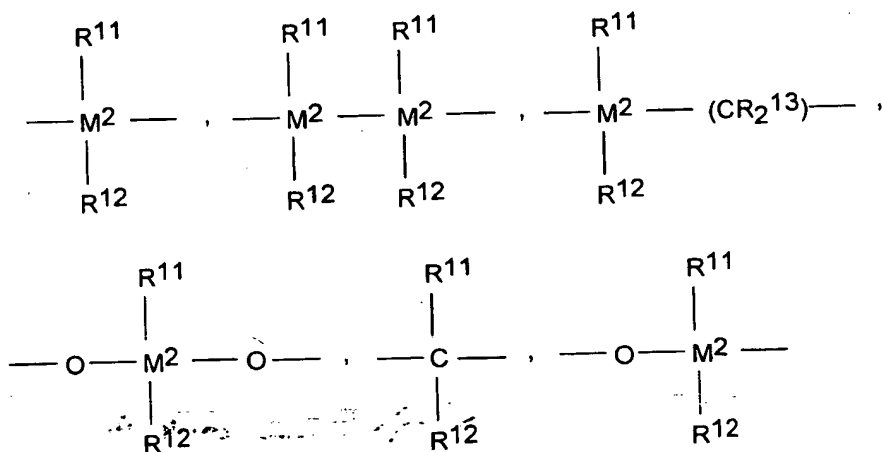


wherein  $M$  is selected from the group consisting of titanium, zirconium, hafnium, vanadium niobium, tantalum, chromium, molybdenum and tungsten;

$R^1$  and  $R^2$  are identical or different, are one of a hydrogen atom, a  $C_1$ - $C_{10}$  alkyl group, preferably a  $C_1$ - $C_3$  alkyl group, a  $C_1$ - $C_{10}$  alkoxy group, a  $C_6$ - $C_{10}$  aryl group, a  $C_6$ - $C_{10}$  aryloxy group, a  $C_2$ - $C_{10}$  alkenyl group, a  $C_2$ - $C_4$  alkenyl group, a  $C_7$ - $C_{40}$  arylalkyl group, a  $C_7$ - $C_{40}$  alkylaryl group, a  $C_8$ - $C_{40}$  arylalkenyl group, or a halogen atom;  
 $R^3$  and  $R^4$  are hydrogen atoms;

$R^5$  and  $R^6$  are identical or different, and are one of a halogen atom, a  $C_1$ - $C_{10}$  alkyl group which may be halogenated, a  $C_6$ - $C_{10}$  aryl group which may be halogenated, a  $C_2$ - $C_{10}$  alkenyl group, a  $C_7$ - $C_{40}$  arylalkyl group, a  $C_7$ - $C_{40}$  alkylaryl group, a  $C_8$ - $C_{40}$  arylalkenyl group, a  $-NR^{15}$ ,  $-SR^{15}$ ,  $-OR^{15}$ ,  $-OSiR_3^{15}$  or  $-PR_2^{15}$  radical, wherein  $R^{15}$  is one of a halogen atom, a  $C_1$ - $C_{10}$  alkyl group, or a  $C_6$ - $C_{10}$  aryl group;

$R^7$  is



$-B(R^{11})$ -,  $-Al(R^{11})$ -,  $-Ge$ -,  $-Sn$ -,  $-O$ -,  $-S$ -,  $-SO$ -,  $-SO_2$ -,  $-N(R^{11})$ -,  $-CO$ -,  $-P(R^{11})$ -, or  $-P(O)(R^{11})$ -;

wherein  $R^{11}$ ,  $R^{12}$  and  $R^{13}$  are identical or different and are a hydrogen atom, a halogen atom, a  $C_1$ - $C_{20}$  alkyl group, a  $C_1$ - $C_{20}$  fluoroalkyl group, a  $C_6$ - $C_{30}$  aryl group, a  $C_6$ - $C_{30}$  fluoroaryl group, a  $C_1$ - $C_{20}$  alkoxy group, a  $C_2$ - $C_{20}$  alkenyl group, a  $C_7$ - $C_{40}$  arylalkyl group, a  $C_8$ - $C_{40}$  arylalkenyl group, a  $C_7$ - $C_{40}$  alkylaryl group, or  $R^{11}$  and  $R^{12}$ , or  $R^{11}$  and  $R^{13}$ , together with the atoms binding them, can form ring systems;

$M^2$  is silicon, germanium or tin;

R<sup>8</sup> and R<sup>9</sup> are identical or different and have the meanings stated for R<sup>11</sup>;

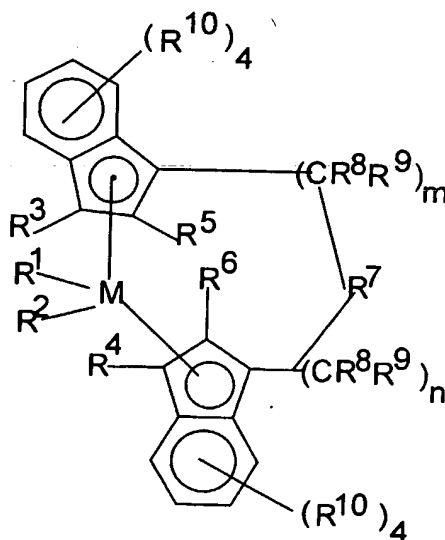
m and n are identical or different and are zero, 1 or 2, m plus n being zero, 1 or 2; and

5 the radicals R<sup>10</sup> are identical or different and have the meanings stated for R<sup>11</sup>, R<sup>12</sup> and R<sup>13</sup> and two adjacent R<sup>10</sup> radicals can be joined together to form a ring system.

19. The polymer of Claim 17, wherein the metallocene is selected from the  
10 group consisting of:  
dimethylsilandiylbis(2-methylindenyl) zirconium dichloride,  
dimethylsilandiylbis (2-methyl-4-phenyl-1-indenyl) zirconium dichloride,  
dimethylsilandiylbis(2,4-dimethylindenyl) zirconium dichloride,  
dimethylsilandiylbis(2,5,6-trimethylindenyl) zirconium dichloride,  
15 dimethylsilandiylbis indenyl zirconium dichloride,  
dimethylsilandiylbis(4,5,6,7-tetrahydroindenyl) zirconium dichloride,  
dimethylsilandiylbis(2-methyl-4,5-benzoindenyl) zirconium dichloride,  
dimethylsilandiylbis (2-methyl-4-phenyl-1-indenyl) zirconium dimethyl,  
dimethylsilandiylbis(2-methyl-4,5-benzoindenyl) zirconium dimethyl,  
20 dimethylsilandiylbis(2-methyl-4,6-diisopropylindenyl) zirconium  
dimethyl,  
dimethylsilandiylbis(2-ethyl-4-phenyl-1-indenyl) zirconium dimethyl,  
dimethylsilandiylbis (2-ethyl-4-naphthyl-1-indenyl) zirconium dimethyl,  
phenyl(methyl)silandiylbis(2-methyl-4-phenyl-1-indenyl) zirconium  
25 dimethyl,  
dimethylsilandiylbis(2-methyl-4-(1-naphthyl)-1-indenyl) zirconium  
dimethyl,  
dimethylsilandiylbis(2-methyl-4-(2-naphthyl)-1-indenyl) zirconium  
dimethyl, and  
30 dimethylsilandiylbis(2-methyl-indenyl) zirconium dimethyl, and mixtures  
thereof.

20. The polymer of Claim 17, wherein the hexane extractables is less than 3 wt% as measured by 21 CFR 177.1520(d)(3)(ii).
21. The polymer of Claim 17, wherein the comonomer wt% is in the range of  
5 from 0.1 to 10.0.
22. The polymer of Claim 17, wherein the comonomer wt% is in the range from 0.5 to 5.
- 10 23. The polymer of Claim 18, wherein one metallocene catalyst is a 4-phenyl-1-indenyl substituted metallocene catalyst.
24. The polymer of Claim 17, wherein the comonomer is present from 0.5 to 5 wt% relative to the total weight of the polymer.
- 15 25. A crystalline isotactic propylene polymer comprising:
- a) from 10 to 90 wt% crystalline propylene homopolymer; and
  - b) from 90 to 10 wt% of a crystalline propylene copolymer, the  
20 copolymer comprising units derived from propylene and units derived from at least one other comonomer, wherein the wt% of the comonomer based on the total weight of the polymer is in the range of from 0.05 to 15, and wherein the hexane extractables level of the  
25 polymer is less than 3 wt% as measured by 21 CFR 177.1520(d)(3)(ii).
26. The polymer of Claim 25, wherein the hexane extractables level of the polymer is less than 2 wt% as measured by 21 CFR 177.1520(d)(3)(ii).
- 30 27. The polymer of Claim 25, wherein the hexane extractables level of the polymer is less than 1 wt% as measured by 21 CFR 177.1520(d)(3)(ii).

28. The polymer of Claim 25, wherein the comonomer wt% is in the range of from 0.1 to 10.0.
29. The polymer of Claim 25, wherein the comonomer is selected from the group consisting of ethylene, 1-butene, 1-pentene, 1-hexene, and 1-octene.
30. The polymer of Claim 25, wherein the wt% of the crystalline propylene homopolymer is in the range of from 20 to 80.
31. The polymer of Claim 25, wherein the molecular weight distribution is in the range of from 2.5 to 7.0.
32. The polymer of Claim 25, wherein the homopolymer is isotactic.
33. The polymer of Claim 25, wherein the polymer is prepared using a metallocene catalyst system.
34. The polymer of Claim 25, wherein the metallocene catalyst system comprises two metallocenes each independently represented by the formula:



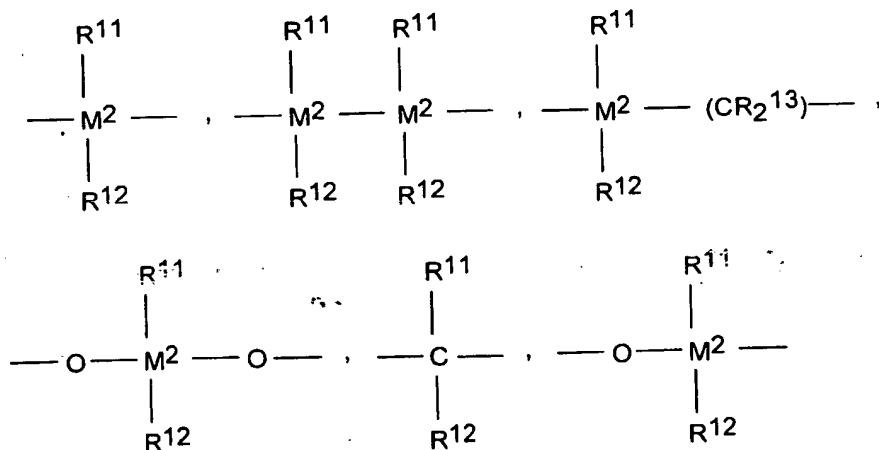


wherein M is selected from the group consisting of titanium, zirconium, hafnium, vanadium niobium, tantalum, chromium, molybdenum and tungsten;

$R^1$  and  $R^2$  are identical or different, are one of a hydrogen atom, a  $C_1$ - $C_{10}$  alkyl group, preferably a  $C_1$ - $C_3$  alkyl group, a  $C_1$ - $C_{10}$  alkoxy group, a  $C_6$ - $C_{10}$  aryl group, a  $C_6$ - $C_{10}$  aryloxy group, a  $C_2$ - $C_{10}$  alkenyl group, a  $C_2$ - $C_4$  alkenyl group, a  $C_7$ - $C_{40}$  arylalkyl group, a  $C_7$ - $C_{40}$  alkylaryl group, a  $C_8$ - $C_{40}$  arylalkenyl group, or a halogen atom;  
 $R^3$  and  $R^4$  are hydrogen atoms;

$R^5$  and  $R^6$  are identical or different, and are one of a halogen atom, a  $C_1$ - $C_{10}$  alkyl group which may be halogenated, a  $C_6$ - $C_{10}$  aryl group which may be halogenated, a  $C_2$ - $C_{10}$  alkenyl group, a  $C_7$ - $C_{40}$  arylalkyl group, a  $C_7$ - $C_{40}$  alkylaryl group, a  $C_8$ - $C_{40}$  arylalkenyl group, a  $-NR_2^{15}$ ,  $-SR^{15}$ ,  $-OR^{15}$ ,  $-OSiR_3^{15}$  or  $-PR_2^{15}$  radical, wherein  $R^{15}$  is one of a halogen atom, a  $C_1$ - $C_{10}$  alkyl group, or a  $C_6$ - $C_{10}$  aryl group;

$R^7$  is



$-B(R^{11})-$ ,  $-Al(R^{11})-$ ,  $-Ge-$ ,  $-Sn-$ ,  $-O-$ ,  $-S-$ ,  $-SO-$ ,  $-SO_2-$ ,  $-N(R^{11})-$ ,  $-CO-$ ,  $-P(R^{11})-$ , or  $-P(O)(R^{11})-$ ;

wherein  $R^{11}$ ,  $R^{12}$  and  $R^{13}$  are identical or different and are a hydrogen atom, a halogen atom, a  $C_1$ - $C_{20}$  alkyl group, a  $C_1$ - $C_{20}$  fluoroalkyl group, a  $C_6$ - $C_{30}$  aryl group, a  $C_6$ - $C_{30}$  fluoroaryl group, a  $C_1$ - $C_{20}$  alkoxy group, a  $C_2$ - $C_{20}$  alkenyl group, a  $C_7$ - $C_{40}$  arylalkyl group, a  $C_8$ - $C_{40}$  arylalkenyl group, a  $C_7$ - $C_{40}$  alkylaryl group, or  $R^{11}$  and  $R^{12}$ , or

R<sup>11</sup> and R<sup>13</sup>, together with the atoms binding them, can form ring systems;

M<sup>2</sup> is silicon, germanium or tin;

R<sup>8</sup> and R<sup>9</sup> are identical or different and have the meanings stated for R<sup>11</sup>;

m and n are identical or different and are zero, 1 or 2, m plus n being zero, 1 or 2; and

the radicals R<sup>10</sup> are identical or different and have the meanings stated for R<sup>11</sup>, R<sup>12</sup> and R<sup>13</sup> and two adjacent R<sup>10</sup> radicals can be joined together to form a ring system.

35. The polymer of Claim 34, wherein the metallocene system also includes an activator.

36. The polymer of Claim 25, wherein the molecular weight distribution of the polymer is characterized as being bimodal, the M<sub>z</sub> value being from 500,000 to 1,500,000 molecular weight units.

37. The polymer of Claim 25, wherein the molecular weight distribution of the polymer is characterized as being bimodal, the M<sub>z</sub> value being from 600,000 to 800,000 molecular weight units.

38. The polymer of Claim 34, wherein at least one metallocene is a 4-phenyl-1-indenyl substituted metallocene.

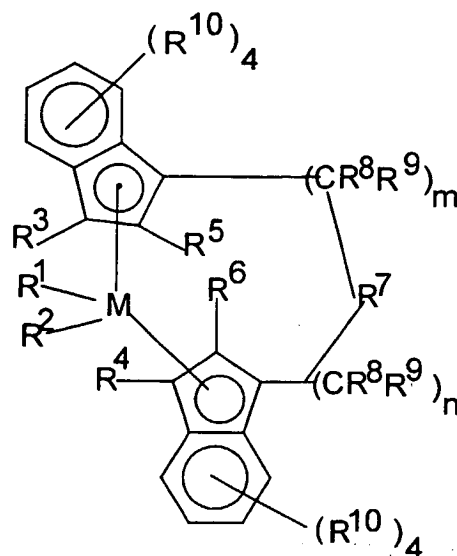
39. A crystalline isotactic propylene polymer comprising:

a) from 10 to 90 wt% isotactic crystalline propylene homopolymer having a molecular weight distribution of less than 3.0; and

b) from 90 to 10 wt% crystalline propylene copolymer having a molecular weight distribution of less than 3.0, wherein the wt% of the comonomer based on the total weight of the polymer is in the range of from 0.05 to 15, wherein the polymer has a MWD less

than 3.0, and wherein the hexane extractables level of the polymer is less than 3 wt% as measured by 21 CFR 177.1520(d)(3)(ii).

- 5 40. The polymer of Claim 39, wherein the hexane extractables level of the polymer is less than 2 wt% as measured by 21 CFR 177.1520(d)(3)(ii).
41. The polymer of Claim 39, wherein the hexane extractable level of the polymer is less than 1 wt% as measured by 21 CFR 177.1520(d)(3)(ii).
- 10 42. The polymer of Claim 39, wherein the comonomer wt% is in the range of from 0.1 to 10.0.
43. The polymer of Claim 39, wherein the comonomer is selected from the group consisting of ethylene, 1-butene, 1-pentene, 1-hexene, and 1-octene.
- 15 44. The polymer of Claim 39, wherein the wt% of the crystalline propylene homopolymer is in the range of from 20 to 80.
45. The polymer of Claim 39, wherein the molecular weight distribution is in the range of from 2.5 to 2.9.
- 20 46. The polymer of Claim 39, wherein the homopolymer is isotactic.
47. The polymer of Claim 39, wherein the polymer is prepared using a metallocene catalyst system.
- 25 48. The polymer of Claim 39, wherein the metallocene catalyst system comprises two metallocenes each independently represented by the formula:



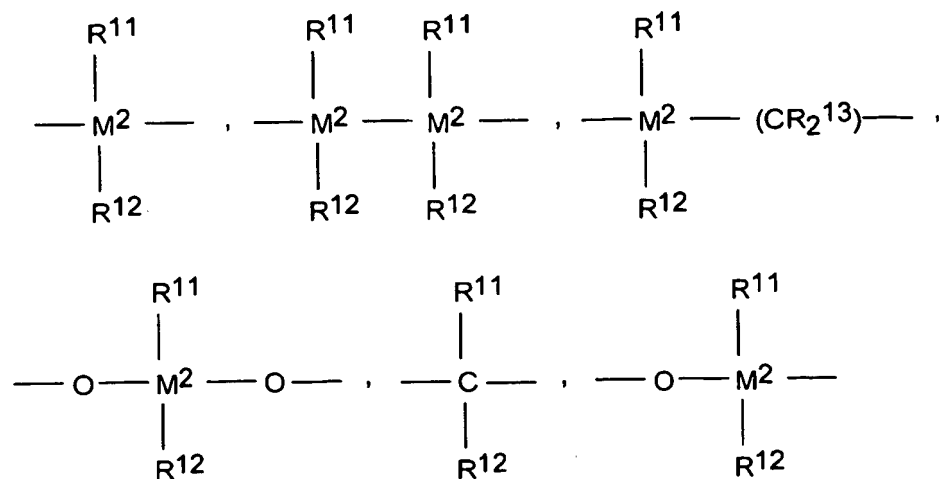
wherein  $M$  is selected from the group consisting of titanium, zirconium, hafnium, vanadium niobium, tantalum, chromium, molybdenum and tungsten;

$R^1$  and  $R^2$  are identical or different, are one of a hydrogen atom, a  $C_1$ - $C_{10}$  alkyl group, preferably a  $C_1$ - $C_3$  alkyl group, a  $C_1$ - $C_{10}$  alkoxy group, a  $C_6$ - $C_{10}$  aryl group, a  $C_6$ - $C_{10}$  aryloxy group, a  $C_2$ - $C_{10}$  alkenyl group, a  $C_2$ - $C_4$  alkenyl group, a  $C_7$ - $C_{40}$  arylalkyl group, a  $C_7$ - $C_{40}$  alkylaryl group, a  $C_8$ - $C_{40}$  arylalkenyl group, or a halogen atom;

$R^3$  and  $R^4$  are hydrogen atoms;

$R^5$  and  $R^6$  are identical or different, and are one of a halogen atom, a  $C_1$ - $C_{10}$  alkyl group which may be halogenated, a  $C_6$ - $C_{10}$  aryl group which may be halogenated, a  $C_2$ - $C_{10}$  alkenyl group, a  $C_7$ - $C_{40}$  -arylalkyl group, a  $C_7$ - $C_{40}$  alkylaryl group, a  $C_8$ - $C_{40}$  arylalkenyl group, a  $-NR_2^{15}$ ,  $-SR^{15}$ ,  $-OR^{15}$ ,  $-OSiR_3^{15}$  or  $-PR_2^{15}$  radical, wherein  $R^{15}$  is one of a halogen atom, a  $C_1$ - $C_{10}$  alkyl group, or a  $C_6$ - $C_{10}$  aryl group;

$R^7$  is



-B(R<sup>11</sup>)-, -Al(R<sup>11</sup>)-, -Ge-, -Sn-, -O-, -S-, -SO-, -SO<sub>2</sub>-, -N(R<sup>11</sup>)-, -CO-, -P(R<sup>11</sup>)-, or -P(O)(R<sup>11</sup>)-;

5

wherein R<sup>11</sup>, R<sup>12</sup> and R<sup>13</sup> are identical or different and are a hydrogen atom, a halogen atom, a C<sub>1</sub>-C<sub>20</sub> alkyl group, a C<sub>1</sub>-C<sub>20</sub> fluoroalkyl group, a C<sub>6</sub>-C<sub>30</sub> aryl group, a C<sub>6</sub>-C<sub>30</sub> fluoroaryl group, a C<sub>1</sub>-C<sub>20</sub> alkoxy group, a C<sub>2</sub>-C<sub>20</sub> alkenyl group, a C<sub>7</sub>-C<sub>40</sub> arylalkyl group, a C<sub>8</sub>-C<sub>40</sub> arylalkenyl group, a C<sub>7</sub>-C<sub>40</sub> alkylaryl group, or R<sup>11</sup> and R<sup>12</sup>, or R<sup>11</sup> and R<sup>13</sup>, together with the atoms binding them, can form ring systems;

M<sup>2</sup> is silicon, germanium or tin;

R<sup>8</sup> and R<sup>9</sup> are identical or different and have the meanings stated for R<sup>11</sup>;

m and n are identical or different and are zero, 1 or 2, m plus n being zero, 1 or 2; and

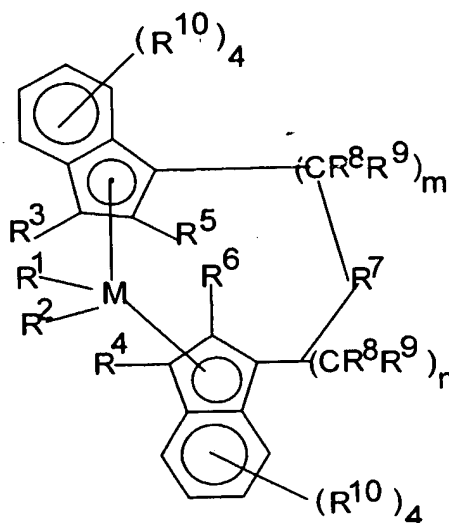
the radicals R<sup>10</sup> are identical or different and have the meanings stated for R<sup>11</sup>, R<sup>12</sup> and R<sup>13</sup> and two adjacent R<sup>10</sup> radicals can be joined together to form a ring system.

20

49. The polymer of Claim 48, wherein the metallocene system also includes an activator.

50. The polymer of Claim 39, wherein the molecular weight distribution of the polymer is characterized as being bimodal, the Mz value being from 500,000 to 1,500,000 molecular weight units.
- 5 51. The polymer of Claim 39, wherein the molecular weight distribution of the polymer is characterized as being bimodal, the Mz value being from 600,000 to 800,000 molecular weight units.
52. The polymer of Claim 48, wherein at least one metallocene is a 4-phenyl-10 1-indenyl substituted metallocene.
53. A process for preparing a crystalline polypropylene composition comprising the steps of:
- 15 (a) polymerizing propylene in one stage;
- (b) copolymerizing propylene and a comonomer in a separate stage; and
- (c) recovering crystalline propylene polymer comprising from 0.5 to 8 wt% comonomer units based on the total weight of the polymer, wherein the polymerization steps (a) and (b) are conducted in the presence of a metallocene catalyst system comprising two different metallocene catalyst components, and wherein the molecular weight distribution of the polymer is characterized as being bimodal, the polymer having a Mz value of from 500,000 to 20 1,500,000 molecular weight units.
- 25 54. The process of Claim 53, wherein a comonomer is copolymerized with the propylene in step (a).
- 30 55. The process of Claim 53, wherein the comonomer is selected from the group consisting of ethylene, 1-butene, 1-pentene, 1-hexene, and 1-octene.

56. The process of Claim 53, wherein the crystalline propylene polymer comprises from 0.5 to 5 wt% comonomer units based on the total weight of the polymer.
- 5 57. The process of Claim 53, wherein the metallocene catalyst system is comprised of two metallocenes each independently represented by the formula:



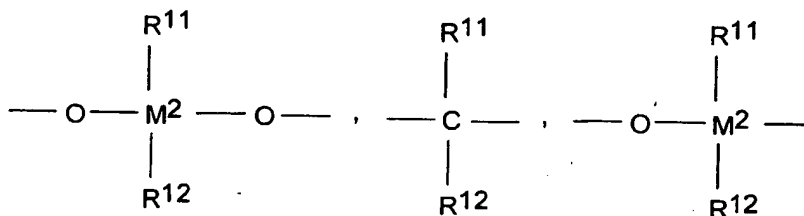
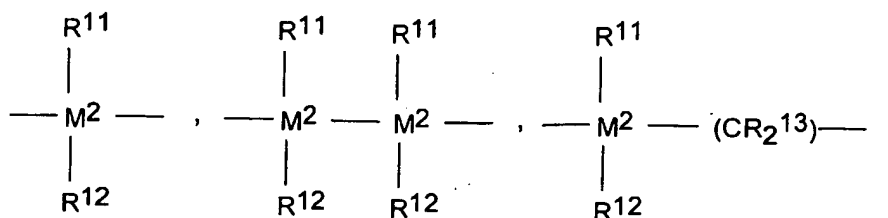
10 wherein M is selected from the group consisting of titanium, zirconium, hafnium, vanadium niobium, tantalum, chromium, molybdenum and tungsten;

15  $R^1$  and  $R^2$  are identical or different, are one of a hydrogen atom, a  $C_1$ - $C_{10}$  alkyl group, preferably a  $C_1$ - $C_3$  alkyl group; a  $C_1$ - $C_{10}$  alkoxy group, a  $C_6$ - $C_{10}$  aryl group, a  $C_6$ - $C_{10}$  aryloxy group, a  $C_2$ - $C_{10}$  alkenyl group, a  $C_2$ - $C_4$  alkenyl group, a  $C_7$ - $C_{40}$  arylalkyl group, a  $C_7$ - $C_{40}$  alkylaryl group, a  $C_8$ - $C_{40}$  arylalkenyl group, or a halogen atom;

$R^3$  and  $R^4$  are hydrogen atoms;

20  $R^5$  and  $R^6$  are identical or different, and are one of a halogen atom, a  $C_1$ - $C_{10}$  alkyl group which may be halogenated, a  $C_6$ - $C_{10}$  aryl group which may be halogenated, a  $C_2$ - $C_{10}$  alkenyl group, a  $C_7$ - $C_{40}$  arylalkyl group, a  $C_7$ - $C_{40}$  alkylaryl group, a  $C_8$ - $C_{40}$  arylalkenyl group, a  $-NR_2^{15}$ ,  $-SR^{15}$ ,  $-OR^{15}$ ,  $-OSiR_3^{15}$  or  $-PR_2^{15}$  radical, wherein  $R^{15}$  is one of a halogen atom, a  $C_1$ - $C_{10}$  alkyl group, or a  $C_6$ - $C_{10}$  aryl group;

$R^7$  is



5 -B(R<sup>11</sup>)-, -Al(R<sup>11</sup>)-, -Ge-, -Sn-, -O-, -S-, -SO-, -SO<sub>2</sub>-, -N(R<sup>11</sup>)-, -CO-, -P(R<sup>11</sup>)-, or -P(O)(R<sup>11</sup>)-;

10 wherein, R<sup>11</sup>, R<sup>12</sup> and R<sup>13</sup> are identical or different and are a hydrogen atom, a halogen atom, a C<sub>1</sub>-C<sub>20</sub> alkyl group, a C<sub>1</sub>-C<sub>20</sub> fluoroalkyl group, a C<sub>6</sub>-C<sub>30</sub> aryl group, a C<sub>6</sub>-C<sub>30</sub> fluoroaryl group, a C<sub>1</sub>-C<sub>20</sub> alkoxy group, a C<sub>2</sub>-C<sub>20</sub> alkenyl group, a C<sub>7</sub>-C<sub>40</sub> arylalkyl group, a C<sub>8</sub>-C<sub>40</sub> arylalkenyl group, a C<sub>7</sub>-C<sub>40</sub> alkylaryl group, or R<sup>11</sup> and R<sup>12</sup>, or R<sup>11</sup> and R<sup>13</sup>, together with the atoms binding them, can form ring systems;

M<sup>2</sup> is silicon, germanium or tin;

15 R<sup>8</sup> and R<sup>9</sup> are identical or different and have the meanings stated for R<sup>11</sup>;

m and n are identical or different and are zero, 1 or 2, m plus n being zero, 1 or 2; and

20 the radicals R<sup>10</sup> are identical or different and have the meanings stated for R<sup>11</sup>, R<sup>12</sup> and R<sup>13</sup> and two adjacent R<sup>10</sup> radicals can be joined together to form a ring system.

58. The process of Claim 57, wherein at least one metallocene is a 4-phenyl-1-indenyl substituted metallocene.

25 59. The process of Claim 57, wherein the metallocene catalyst system further comprises a porous support material and alkylalumoxane activator.



60. The process of Claim 53, wherein the molecular weight distribution of the polymer is characterized as being bimodal, the Mz value being from 600,000 to 800,000 molecular weight units.
- 5 61. The process of Claim 53, wherein the metallocene is selected from the group consisting of:  
dimethylsilandiylbis(2-methylindenyl) zirconium dichloride,  
dimethylsilandiylbis (2-methyl-4-phenyl-1-indenyl) zirconium dichloride,  
10 dimethylsilandiylbis(2,4-dimethylindenyl) zirconium dichloride,  
dimethylsilandiylbis(2,5,6-trimethylindenyl) zirconium dichloride,  
dimethylsilandiylbis indenyl zirconium dichloride,  
dimethylsilandiylbis(4,5,6,7-tetrahydroindenyl) zirconium dichloride,  
dimethylsilandiylbis(2-methyl-4,5-benzoindenyl) zirconium dichloride,  
15 dimethylsilandiylbis (2-methyl-4-phenyl-1-indenyl) zirconium dimethyl,  
dimethylsilandiylbis(2-methyl-4,5-benzoindenyl) zirconium dimethyl,  
dimethylsilandiylbis(2-methyl-4,6-diisopropylindenyl) zirconium dimethyl,  
dimethylsilandiylbis(2-ethyl-4-phenyl-1-indenyl) zirconium dimethyl,  
20 dimethylsilandiylbis (2-ethyl-4-naphthyl-1-indenyl) zirconium dimethyl,  
phenyl(methyl)silandiylbis(2-methyl-4-phenyl-1-indenyl) zirconium dimethyl,  
dimethylsilandiylbis(2-methyl-4-(1-naphthyl)-1-indenyl) zirconium dimethyl,  
25 dimethylsilandiylbis(2-methyl-4-(2-naphthyl)-1-indenyl) zirconium dimethyl, and  
dimethylsilandiylbis(2-methyl-indenyl) zirconium dimethyl, and mixtures thereof.
- 30 62. The process of Claim 53, wherein the hexane extractables level of the polymer is less than 2 wt% as measured by 21 CFR 177.1520(d)(3)(ii).

63. The process of Claim 53, wherein the hexane extractable level of the polymer is less than 1 wt% as measured by 21 CFR 177.1520(d)(3)(ii).

5 64. A process for preparing a crystalline polypropylene comprising the steps of:

- 10 (a) polymerizing propylene in a first stage; then  
(b) copolymerizing propylene and a comonomer in a second stage in the presence of the product of the first stage; and  
(c) recovering crystalline propylene polymer comprising from 0.05 to 15 wt% comonomer units based on the total weight of the polymer and wherein the hexane extractables is less than 3 wt% as measured by 21 CFR 177.1520(d)(3)(ii), and wherein the polymerization steps (a) and (b) are conducted in the presence of a  
15 metallocene catalyst system comprising two different metallocene catalyst components.

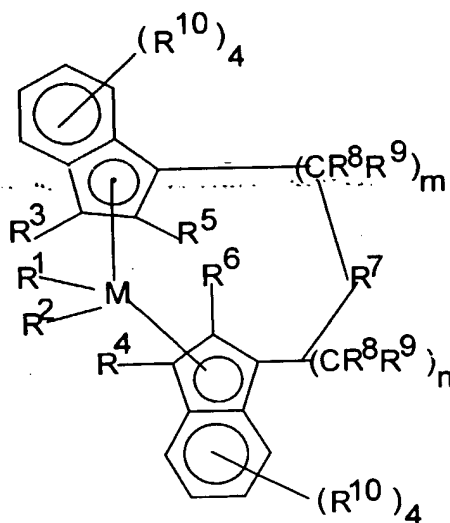
20 65. The process of Claim 64, wherein the hexane extractables level of the polymer is less than 2 wt% as measured by 21 CFR 177.1520(d)(3)(ii).

25 66. The process of Claim 64, wherein the hexane extractable level of the polymer is less than 1 wt% as measured by 21 CFR 177.1520(d)(3)(ii).

67. The process of Claim 64, wherein the comonomer is selected from the group consisting of ethylene, 1-butene, 1-pentene, 1-hexene, and 1-octene.

30 68. The process of Claims 64, wherein the crystalline propylene polymer comprises from 0.5 to 8 wt% comonomer units based on the total weight of the polymer.

69. The process of Claim 64, wherein the crystalline propylene polymer comprises from 0.5 to 5 wt% comonomer units based on the total weight of the polymer.
- 5 70. The process of Claim 64, wherein the metallocene catalyst system is comprised of two metallocenes each independently represented by the formula:



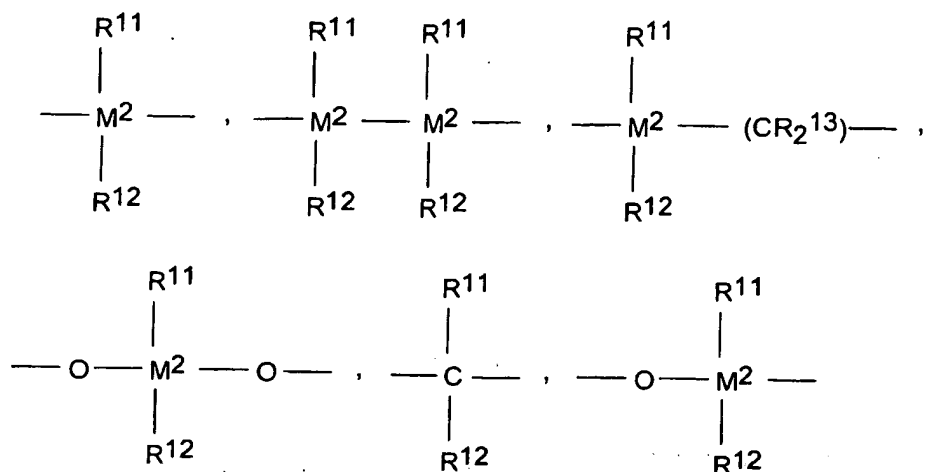
10 wherein M is selected from the group consisting of titanium, zirconium, hafnium, vanadium niobium, tantalum, chromium, molybdenum and tungsten;

15  $R^1$  and  $R^2$  are identical or different, are one of a hydrogen atom, a  $C_1$ - $C_{10}$  alkyl group, preferably a  $C_1$ - $C_3$  alkyl group; a  $C_1$ - $C_{10}$  alkoxy group, a  $C_6$ - $C_{10}$  aryl group, a  $C_6$ - $C_{10}$  aryloxy group, a  $C_2$ - $C_{10}$  alkenyl group, a  $C_2$ - $C_4$  alkenyl group, a  $C_7$ - $C_{40}$  arylalkyl group, a  $C_7$ - $C_{40}$  alkylaryl group, a  $C_8$ - $C_{40}$  arylalkenyl group, or a halogen atom;

$R^3$  and  $R^4$  are hydrogen atoms;

20  $R^5$  and  $R^6$  are identical or different, and are one of a halogen atom, a  $C_1$ - $C_{10}$  alkyl group which may be halogenated, a  $C_6$ - $C_{10}$  aryl group which may be halogenated, a  $C_2$ - $C_{10}$  alkenyl group, a  $C_7$ - $C_{40}$  -arylalkyl group, a  $C_7$ - $C_{40}$  alkylaryl group, a  $C_8$ - $C_{40}$  arylalkenyl group, a  $-NR_2^{15}$ ,  $-SR^{15}$ ,  $-OR^{15}$ ,  $-OSiR_3^{15}$  or  $-PR_2^{15}$  radical, wherein  $R^{15}$  is one of a halogen atom, a  $C_1$ - $C_{10}$  alkyl group, or a  $C_6$ - $C_{10}$  aryl group;

$R^7$  is



5  $\text{---B(R}^{11}\text{)--}$ ,  $\text{---Al(R}^{11}\text{)--}$ ,  $\text{---Ge--}$ ,  $\text{---Sn--}$ ,  $\text{---O--}$ ,  $\text{---S--}$ ,  $\text{---SO--}$ ,  $\text{---SO}_2\text{--}$ ,  $\text{---N(R}^{11}\text{)--}$ ,  $\text{---CO--}$ ,  $\text{---P(R}^{11}\text{)--}$ , or  $\text{---P(O)(R}^{11}\text{)--}$ ;

10 wherein,  $\text{R}^{11}$ ,  $\text{R}^{12}$  and  $\text{R}^{13}$  are identical or different and are a hydrogen atom, a halogen atom, a  $\text{C}_1\text{--C}_{20}$  alkyl group, a  $\text{C}_1\text{--C}_{20}$  fluoroalkyl group, a  $\text{C}_6\text{--C}_{30}$  aryl group, a  $\text{C}_6\text{--C}_{30}$  fluoroaryl group, a  $\text{C}_1\text{--C}_{20}$  alkoxy group, a  $\text{C}_2\text{--C}_{20}$  alkenyl group, a  $\text{C}_7\text{--C}_{40}$  arylalkyl group, a  $\text{C}_8\text{--C}_{40}$  arylalkenyl group, a  $\text{C}_7\text{--C}_{40}$  alkylaryl group, or  $\text{R}^{11}$  and  $\text{R}^{12}$ , or  $\text{R}^{11}$  and  $\text{R}^{13}$ , together with the atoms binding them, can form ring systems;

$\text{M}^2$  is silicon, germanium or tin;

15  $\text{R}^8$  and  $\text{R}^9$  are identical or different and have the meanings stated for  $\text{R}^{11}$ ;

$m$  and  $n$  are identical or different and are zero, 1 or 2,  $m$  plus  $n$  being zero, 1 or 2; and

20 the radicals  $\text{R}^{10}$  are identical or different and have the meanings stated for  $\text{R}^{11}$ ,  $\text{R}^{12}$  and  $\text{R}^{13}$  and two adjacent  $\text{R}^{10}$  radicals can be joined together to form a ring system.

71. The process of Claim 70, wherein the metallocene catalyst system further comprises a porous support material and alkylalumoxane activator.
- 25 72. The process of Claim 70, wherein at least one metallocene is a 4-phenyl-1-indenyl substituted metallocene.

73. A process for preparing a crystalline polypropylene comprising the steps of:

- 5 (a) polymerizing propylene in a first stage; then  
(b) copolymerizing propylene and a comonomer in a second stage in the presence of the product of the first stage; and  
(c) recovering crystalline propylene polymer comprising from 0.05 to 15 wt% comonomer units based on the total weight of the polymer, wherein the hexane extractables is less than 3 wt% as measured by 21 CFR 177.1520(d)(3)(ii), and wherein the polymerization steps (a) and (b) are conducted in the presence of a metallocene catalyst system comprising two different metallocene catalyst components, and wherein the molecular weight distribution of the polymer is characterized as being bimodal, having a Mz value of from 500,000 to 1,500,000 molecular weight units.

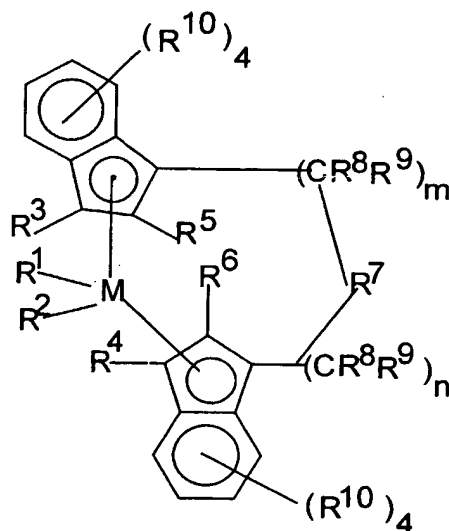
74. The process of Claim 73, wherein the hexane extractables level of the polymer is less than 2 wt% as measured by 21 CFR 177.1520(d)(3)(ii).

75. The process of Claim 73, wherein the hexane extractable level of the polymer is less than 1 wt% as measured by 21 CFR 177.1520(d)(3)(ii).

76. The process of Claim 73, wherein the comonomer is selected from the group consisting of ethylene, 1-butene, 1-pentene, 1-hexene, and 1-octene.

77. The process of Claims 73, wherein the crystalline propylene polymer comprises from 0.5 to 8 wt% comonomer units based on the total weight of the polymer.

78. The process of Claim 73, wherein the crystalline propylene polymer comprises from 0.5 to 5 wt% comonomer units based on the total weight of the polymer.
- 5 79. The process of Claim 73, wherein the metallocene catalyst system is comprised of two metallocenes each independently represented by the formula:



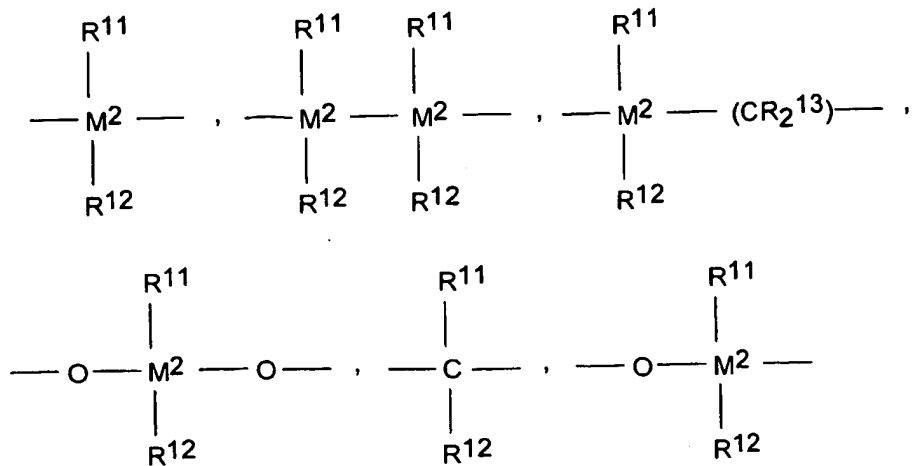
wherein M is selected from the group consisting of titanium, zirconium, hafnium, vanadium niobium, tantalum, chromium, molybdenum and tungsten;

R<sup>1</sup> and R<sup>2</sup> are identical or different, are one of a hydrogen atom, a C<sub>1</sub>-C<sub>10</sub> alkyl group, preferably a C<sub>1</sub>-C<sub>3</sub> alkyl group, a C<sub>1</sub>-C<sub>10</sub> alkoxy group, a C<sub>6</sub>-C<sub>10</sub> aryl group, a C<sub>6</sub>-C<sub>10</sub> aryloxy group, a C<sub>2</sub>-C<sub>10</sub> alkenyl group, a C<sub>2</sub>-C<sub>4</sub> alkenyl group, a C<sub>7</sub>-C<sub>40</sub> arylalkyl group, a C<sub>7</sub>-C<sub>40</sub> alkylaryl group, a C<sub>8</sub>-C<sub>40</sub> arylalkenyl group, or a halogen atom;

R<sup>3</sup> and R<sup>4</sup> are hydrogen atoms;

R<sup>5</sup> and R<sup>6</sup> are identical or different, and are one of a halogen atom, a C<sub>1</sub>-C<sub>10</sub> alkyl group which may be halogenated, a C<sub>6</sub>-C<sub>10</sub> aryl group which may be halogenated, a C<sub>2</sub>-C<sub>10</sub> alkenyl group, a C<sub>7</sub>-C<sub>40</sub> -arylalkyl group, a C<sub>7</sub>-C<sub>40</sub> alkylaryl group, a C<sub>8</sub>-C<sub>40</sub> arylalkenyl group, a -NR<sub>2</sub><sup>15</sup>, -SR<sup>15</sup>, -OR<sup>15</sup>, -OSiR<sub>3</sub><sup>15</sup> or -PR<sub>2</sub><sup>15</sup> radical, wherein R<sup>15</sup> is one of a halogen atom, a C<sub>1</sub>-C<sub>10</sub> alkyl group, or a C<sub>6</sub>-C<sub>10</sub> aryl group;

R<sup>7</sup> is



5  $\text{---B(R}^{11}\text{)--}, \text{---Al(R}^{11}\text{)--}, \text{---Ge--}, \text{---Sn--}, \text{---O--}, \text{---S--}, \text{---SO--}, \text{---SO}_2\text{--}, \text{---N(R}^{11}\text{)--}, \text{---CO--}, \text{---P(R}^{11}\text{)--}, \text{or ---P(O)(R}^{11}\text{)--};$

wherein,  $\text{R}^{11}$ ,  $\text{R}^{12}$  and  $\text{R}^{13}$  are identical or different and are a hydrogen atom, a halogen atom, a  $\text{C}_1\text{--C}_{20}$  alkyl group, a  $\text{C}_1\text{--C}_{20}$  fluoroalkyl group, a  $\text{C}_6\text{--C}_{30}$  aryl group, a  $\text{C}_6\text{--C}_{30}$  fluoroaryl group, a  $\text{C}_1\text{--C}_{20}$  alkoxy group, a  $\text{C}_2\text{--C}_{20}$  alkenyl group, a  $\text{C}_7\text{--C}_{40}$  arylalkyl group, a  $\text{C}_8\text{--C}_{40}$  arylalkenyl group, a  $\text{C}_7\text{--C}_{40}$  alkylaryl group, or  $\text{R}^{11}$  and  $\text{R}^{12}$ , or  $\text{R}^{11}$  and  $\text{R}^{13}$ , together with the atoms binding them, can form ring systems;

$\text{M}^2$  is silicon, germanium or tin;

15  $\text{R}^8$  and  $\text{R}^9$  are identical or different and have the meanings stated for  $\text{R}^{11}$ ;

$m$  and  $n$  are identical or different and are zero, 1 or 2,  $m$  plus  $n$  being zero, 1 or 2; and

the radicals  $\text{R}^{10}$  are identical or different and have the meanings stated for  $\text{R}^{11}$ ,  $\text{R}^{12}$  and  $\text{R}^{13}$  and two adjacent  $\text{R}^{10}$  radicals can be joined together to form a ring system.

80. The process of Claim 79, wherein the metallocene catalyst system further comprises a porous support material and alkylalumoxane activator.

25 81. The process of Claim 79, wherein at least one metallocene is a 4-phenyl-1-indenyl substituted metallocene.

82. The process of Claim 73, wherein the molecular weight distribution of the polymer is characterized as being bimodal, the Mz value being from 600,000 to 800,000 molecular weight units.

5

83. A process for preparing crystalline isotactic propylene polymer comprising the steps of:

- 10 (a) copolymerizing propylene and a comonomer in one stage; and  
(b) recovering crystalline propylene polymer comprising from 0.5 to 8 wt% comonomer units based on the total weight of the polymer; wherein the polymerization steps (a) and (b) are conducted in the presence of a metallocene catalyst system comprising two different metallocene catalyst components, and wherein the  
15 molecular weight distribution of the polymer is characterized as being bimodal, the polymer having a Mz value of from 400,000 to 2,000,000 molecular weight units.

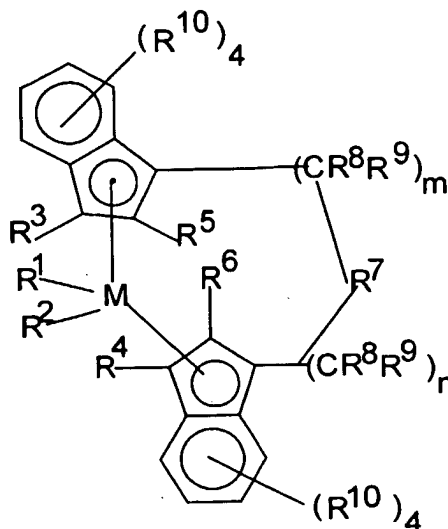
20 84. The process of Claim 83, wherein a comonomer is copolymerized with the propylene in step (a).

85. The process of Claim 83, wherein the comonomer is selected from the group consisting of ethylene, 1-butene, 1-pentene, 1-hexene, and 1-octene.

25 86. The process of Claim 83, wherein the crystalline propylene polymer comprises from 0.5 to 5 wt% comonomer units based on the total weight of the polymer.

30 87. The process of Claim 83, wherein the metallocene catalyst system is comprised of two metallocenes each independently represented by the formula:





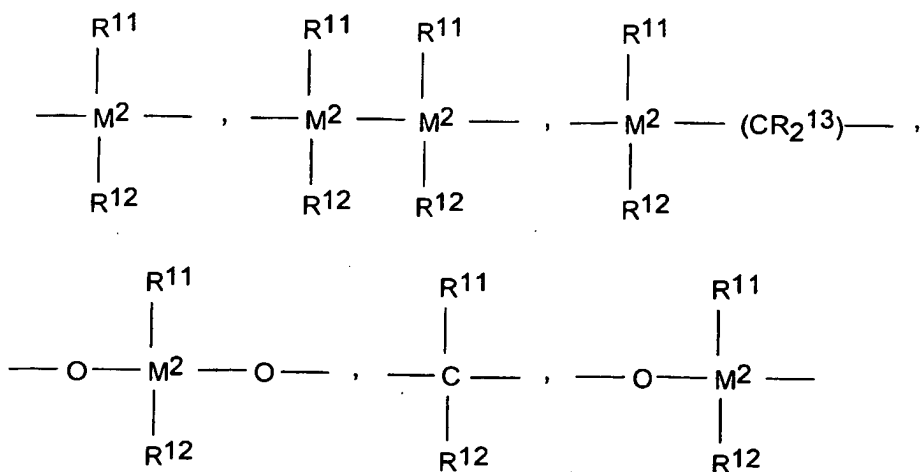
wherein M is selected from the group consisting of titanium, zirconium, hafnium, vanadium niobium, tantalum, chromium, molybdenum and tungsten;

$R^1$  and  $R^2$  are identical or different, are one of a hydrogen atom, a  $C_1$ - $C_{10}$  alkyl group, preferably a  $C_1$ - $C_3$  alkyl group, a  $C_1$ - $C_{10}$  alkoxy group, a  $C_6$ - $C_{10}$  aryl group, a  $C_6$ - $C_{10}$  aryloxy group, a  $C_2$ - $C_{10}$  alkenyl group, a  $C_2$ - $C_4$  alkenyl group, a  $C_7$ - $C_{40}$  arylalkyl group, a  $C_7$ - $C_{40}$  alkylaryl group, a  $C_8$ - $C_{40}$  arylalkenyl group, or a halogen atom;

$R^3$  and  $R^4$  are hydrogen atoms;

$R^5$  and  $R^6$  are identical or different, and are one of a halogen atom, a  $C_1$ - $C_{10}$  alkyl group which may be halogenated, a  $C_6$ - $C_{10}$  aryl group which may be halogenated, a  $C_2$ - $C_{10}$  alkenyl group, a  $C_7$ - $C_{40}$  arylalkyl group, a  $C_7$ - $C_{40}$  alkylaryl group, a  $C_8$ - $C_{40}$  arylalkenyl group, a  $-NR_2^{15}$ ,  $-SR^{15}$ ,  $-OR^{15}$ ,  $-OSiR_3^{15}$  or  $-PR_2^{15}$  radical, wherein  $R^{15}$  is one of a halogen atom, a  $C_1$ - $C_{10}$  alkyl group, or a  $C_6$ - $C_{10}$  aryl group;

$R^7$  is



-B(R<sup>11</sup>)-, -Al(R<sup>11</sup>)-, -Ge-, -Sn-, -O-, -S-, -SO-, -SO<sub>2</sub>-, -N(R<sup>11</sup>)-, -CO-, -P(R<sup>11</sup>)-, or -P(O)(R<sup>11</sup>)-;

5            wherein, R<sup>11</sup>, R<sup>12</sup> and R<sup>13</sup> are identical or different and are a hydrogen atom, a halogen atom, a C<sub>1</sub>-C<sub>20</sub> alkyl group, a C<sub>1</sub>-C<sub>20</sub> fluoroalkyl group, a C<sub>6</sub>-C<sub>30</sub> aryl group, a C<sub>6</sub>-C<sub>30</sub> fluoroaryl group, a C<sub>1</sub>-C<sub>20</sub> alkoxy group, a C<sub>2</sub>-C<sub>20</sub> alkenyl group, a C<sub>7</sub>-C<sub>40</sub> arylalkyl group, a C<sub>8</sub>-C<sub>40</sub> arylalkenyl group, a C<sub>7</sub>-C<sub>40</sub> alkylaryl group, or R<sup>11</sup> and R<sup>12</sup>, or R<sup>11</sup> and R<sup>13</sup>, together with the atoms binding them, can form ring systems;

M<sup>2</sup> is silicon, germanium or tin;

R<sup>8</sup> and R<sup>9</sup> are identical or different and have the meanings stated for R<sup>11</sup>;

15            m and n are identical or different and are zero, 1 or 2, m plus n being zero, 1 or 2; and

the radicals R<sup>10</sup> are identical or different and have the meanings stated for R<sup>11</sup>, R<sup>12</sup> and R<sup>13</sup> and two adjacent R<sup>10</sup> radicals can be joined together to form a ring system.

20

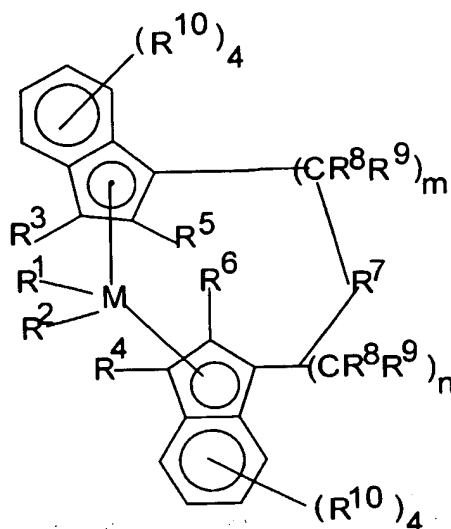
88. The process of Claim 87, wherein at least one metallocene is a 4-phenyl-1-indenyl substituted metallocene.

89. The process of Claim 83, wherein the metallocene catalyst system further comprises a porous support material and alkylalumoxane activator.

25

90. The process of Claim 83, wherein the molecular weight distribution of the polymer is characterized as being bimodal, the Mz value being from 600,000 to 800,000 molecular weight units.
- 5 91. The process of Claim 87, wherein the metallocene is selected from the group consisting of:  
dimethylsilandiylbis(2-methylindenyl) zirconium dichloride,  
dimethylsilandiylbis (2-methyl-4-phenyl-1-indenyl) zirconium dichloride,  
dimethylsilandiylbis(2,4-dimethylindenyl) zirconium dichloride,  
10 dimethylsilandiylbis(2,5,6-trimethylindenyl) zirconium dichloride,  
dimethylsilandiylbis indenyl zirconium dichloride,  
dimethylsilandiylbis(4,5,6,7-tetrahydroindenyl) zirconium dichloride,  
dimethylsilandiylbis(2-methyl-4,5-benzoindenyl) zirconium dichloride,  
dimethylsilandiylbis (2-methyl-4-phenyl-1-indenyl) zirconium dimethyl,  
15 dimethylsilandiylbis(2-methyl-4,5-benzoindenyl) zirconium dimethyl,  
dimethylsilandiylbis(2-methyl-4,6-diisopropylindenyl) zirconium dimethyl,  
dimethylsilandiylbis(2-ethyl-4-phenyl-1-indenyl) zirconium dimethyl,  
dimethylsilandiylbis (2-ethyl-4-naphthyl-1-indenyl) zirconium dimethyl,  
20 phenyl(methyl)silandiylbis(2-methyl-4-phenyl-1-indenyl) zirconium dimethyl,  
dimethylsilandiylbis(2-methyl-4-(1-naphthyl)-1-indenyl) zirconium dimethyl,  
dimethylsilandiylbis(2-methyl-4-(2-naphthyl)-1-indenyl) zirconium dimethyl, and  
25 dimethylsilandiylbis(2-methyl-indenyl) zirconium dimethyl, and mixtures thereof.
- 30 92. The process of Claim 83, wherein the hexane extractables of the polymer is less than 2 wt% as measured by 21 CFR 177.1520(d)(3)(ii).

93. The process of Claim 83, wherein the hexane extractable level of the polymer is less than 1 wt% as measured by 21 CFR 177.1520(d)(3)(ii).
94. A process for preparing crystalline isotactic propylene polymer comprising the steps of:
- 5
- (a) polymerizing propylene and a comonomer in one stage;
  - (b) copolymerizing propylene and a comonomer in a separate stage; and
  - 10 (c) recovering crystalline propylene polymer comprising from 0.5 to 8 wt% comonomer units based on the total weight of the polymer; wherein the polymerization steps (a) and (b) are conducted in the presence of a metallocene catalyst system comprising two different metallocene catalyst components, and wherein the
  - 15 molecular weight distribution of the polymer is characterized as being bimodal, the polymer having a Mz value of from 400,000 to 2,000,000 molecular weight units.
95. The process of Claim 94, wherein a comonomer is copolymerized with the propylene in step (a).
- 20
96. The process of Claim 94, wherein the comonomer is selected from the group consisting of ethylene, 1-butene, 1-pentene, 1-hexene, and 1-octene.
- 25
97. The process of Claim 94, wherein the crystalline propylene polymer comprises from 0.5 to 5 wt% comonomer units based on the total weight of the polymer.
98. The process of Claim 94, wherein the metallocene catalyst system is
- 30 comprised of two metallocenes each independently represented by the formula:



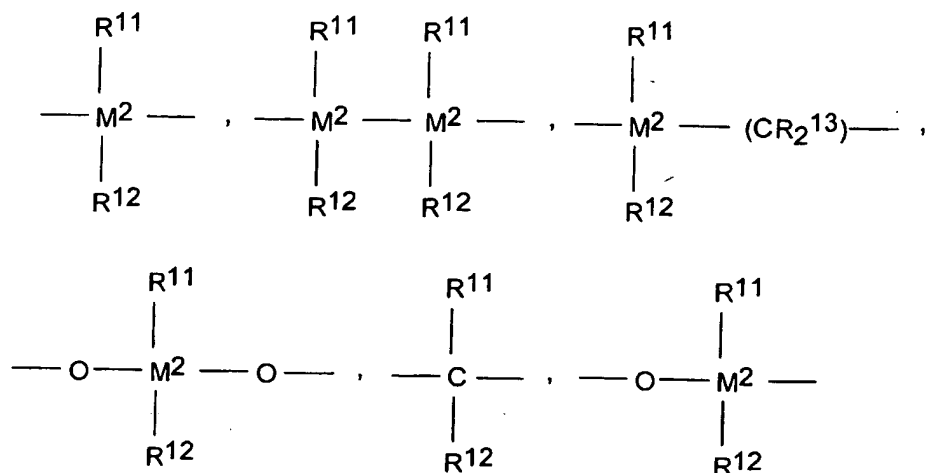
wherein M is selected from the group consisting of titanium, zirconium, hafnium, vanadium niobium, tantalum, chromium, molybdenum and tungsten;

$R^1$  and  $R^2$  are identical or different, are one of a hydrogen atom, a  $C_1$ - $C_{10}$  alkyl group, preferably a  $C_1$ - $C_3$  alkyl group, a  $C_1$ - $C_{10}$  alkoxy group, a  $C_6$ - $C_{10}$  aryl group, a  $C_6$ - $C_{10}$  aryloxy group, a  $C_2$ - $C_{10}$  alkenyl group, a  $C_2$ - $C_4$  alkenyl group, a  $C_7$ - $C_{40}$  arylalkyl group, a  $C_7$ - $C_{40}$  alkylaryl group, a  $C_8$ - $C_{40}$  arylalkenyl group, or a halogen atom;

$R^3$  and  $R^4$  are hydrogen atoms;

$R^5$  and  $R^6$  are identical or different, and are one of a halogen atom, a  $C_1$ - $C_{10}$  alkyl group which may be halogenated, a  $C_6$ - $C_{10}$  aryl group which may be halogenated, a  $C_2$ - $C_{10}$  alkenyl group, a  $C_7$ - $C_{40}$  arylalkyl group, a  $C_7$ - $C_{40}$  alkylaryl group, a  $C_8$ - $C_{40}$  arylalkenyl group; a  $-NR_2^{15}$ ,  $-SR^{15}$ ,  $-OR^{15}$ ,  $-OSiR_3^{15}$  or  $-PR_2^{15}$  radical, wherein  $R^{15}$  is one of a halogen atom, a  $C_1$ - $C_{10}$  alkyl group, or a  $C_6$ - $C_{10}$  aryl group;

$R^7$  is



-B(R<sup>11</sup>)-, -Al(R<sup>11</sup>)-, -Ge-, -Sn-, -O-, -S-, -SO-, -SO<sub>2</sub>-, -N(R<sup>11</sup>)-, -CO-, -P(R<sup>11</sup>)-, or -P(O)(R<sup>11</sup>)-;

wherein, R<sup>11</sup>, R<sup>12</sup> and R<sup>13</sup> are identical or different and are a hydrogen atom, a halogen atom, a C<sub>1</sub>-C<sub>20</sub> alkyl group, a C<sub>1</sub>-C<sub>20</sub> fluoroalkyl group, a C<sub>6</sub>-C<sub>30</sub> aryl group, a C<sub>6</sub>-C<sub>30</sub> fluoroaryl group, a C<sub>1</sub>-C<sub>20</sub> alkoxy group, a C<sub>2</sub>-C<sub>20</sub> alkenyl group, a C<sub>7</sub>-C<sub>40</sub> arylalkyl group, a C<sub>8</sub>-C<sub>40</sub> arylalkenyl group, a C<sub>7</sub>-C<sub>40</sub> alkylaryl group, or R<sup>11</sup> and R<sup>12</sup>, or R<sup>11</sup> and R<sup>13</sup>, together with the atoms binding them, can form ring systems;

M<sup>2</sup> is silicon, germanium or tin;

R<sup>8</sup> and R<sup>9</sup> are identical or different and have the meanings stated for R<sup>11</sup>;

m and n are identical or different and are zero, 1 or 2, m plus n being zero, 1 or 2; and

the radicals R<sup>10</sup> are identical or different and have the meanings stated for R<sup>11</sup>, R<sup>12</sup> and R<sup>13</sup> and two adjacent R<sup>10</sup> radicals can be joined together to form a ring system.

99. The process of Claim 98, wherein at least one metallocene is a 4-phenyl-1-indenyl substituted metallocene.

100. The process of Claim 94, wherein the metallocene catalyst system further comprises a porous support material and alkylalumoxane activator.

101. The process of Claim 94, wherein the molecular weight distribution of the polymer is characterized as being bimodal, the Mz value being from 600,000 to 800,000 molecular weight units.

5 102. The process of Claim 98, wherein the metallocene is selected from the group consisting of:  
dimethylsilandiylbis(2-methylindenyl) zirconium dichloride,  
dimethylsilandiylbis (2-methyl-4-phenyl-1-indenyl) zirconium dichloride,  
dimethylsilandiylbis(2,4-dimethylindenyl) zirconium dichloride,  
10 dimethylsilandiylbis(2,5,6-trimethylindenyl) zirconium dichloride,  
dimethylsilandiylbis indenyl zirconium dichloride,  
dimethylsilandiylbis(4,5,6,7-tetrahydroindenyl) zirconium dichloride,  
dimethylsilandiylbis(2-methyl-4,5-benzoindenyl) zirconium dichloride,  
dimethylsilandiylbis (2-methyl-4-phenyl-1-indenyl) zirconium dimethyl,  
15 dimethylsilandiylbis(2-methyl-4,5-benzoindenyl) zirconium dimethyl,  
dimethylsilandiylbis(2-methyl-4,6-diisopropylindenyl) zirconium  
dimethyl,  
dimethylsilandiylbis(2-ethyl-4-phenyl-1-indenyl) zirconium dimethyl,  
dimethylsilandiylbis (2-ethyl-4-naphthyl-1-indenyl) zirconium dimethyl,  
20 phenyl(methyl)silandiylbis(2-methyl-4-phenyl-1-indenyl) zirconium  
dimethyl,  
dimethylsilandiylbis(2-methyl-4-(1-naphthyl)-1-indenyl) zirconium  
dimethyl,  
dimethylsilandiylbis(2-methyl-4-(2-naphthyl)-1-indenyl) zirconium  
25 dimethyl, and  
dimethylsilandiylbis(2-methyl-indenyl) zirconium dimethyl, and mixtures  
thereof.

103. The process of Claim 94, wherein the hexane extractables of the polymer  
30 is less than 2 wt% as measured by 21 CFR 177.1520(d)(3)(ii).

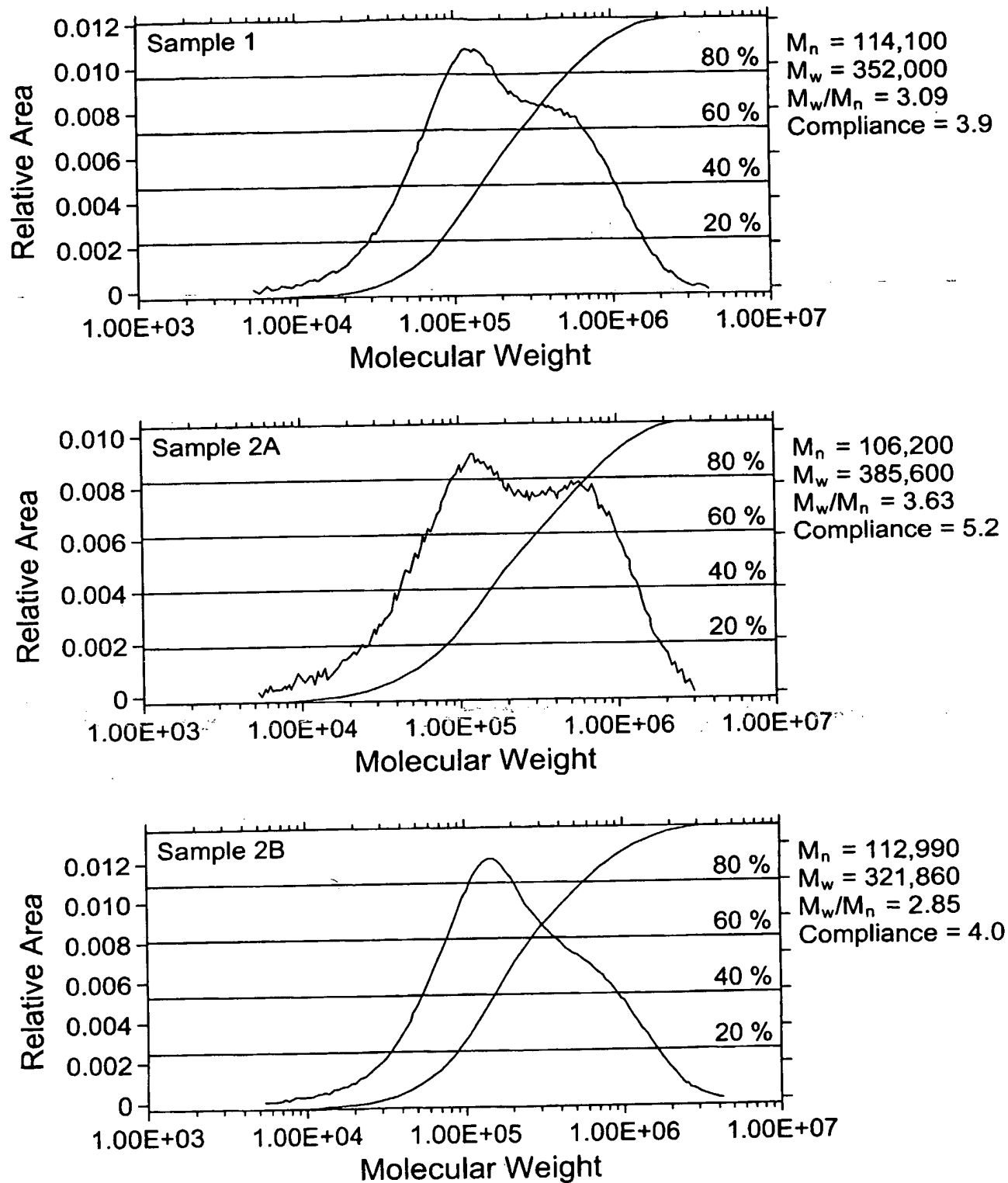
104. The process of Claim 94, wherein the hexane extractable level of the polymer is less than 1 wt% as measured by 21 CFR 177.1520(d)(3)(ii).

104. The process of Claim 94, wherein the hexane extractable level of the polymer is less than 1 wt% as measured by 21 CFR 177.1520(d)(3)(ii).



1/11

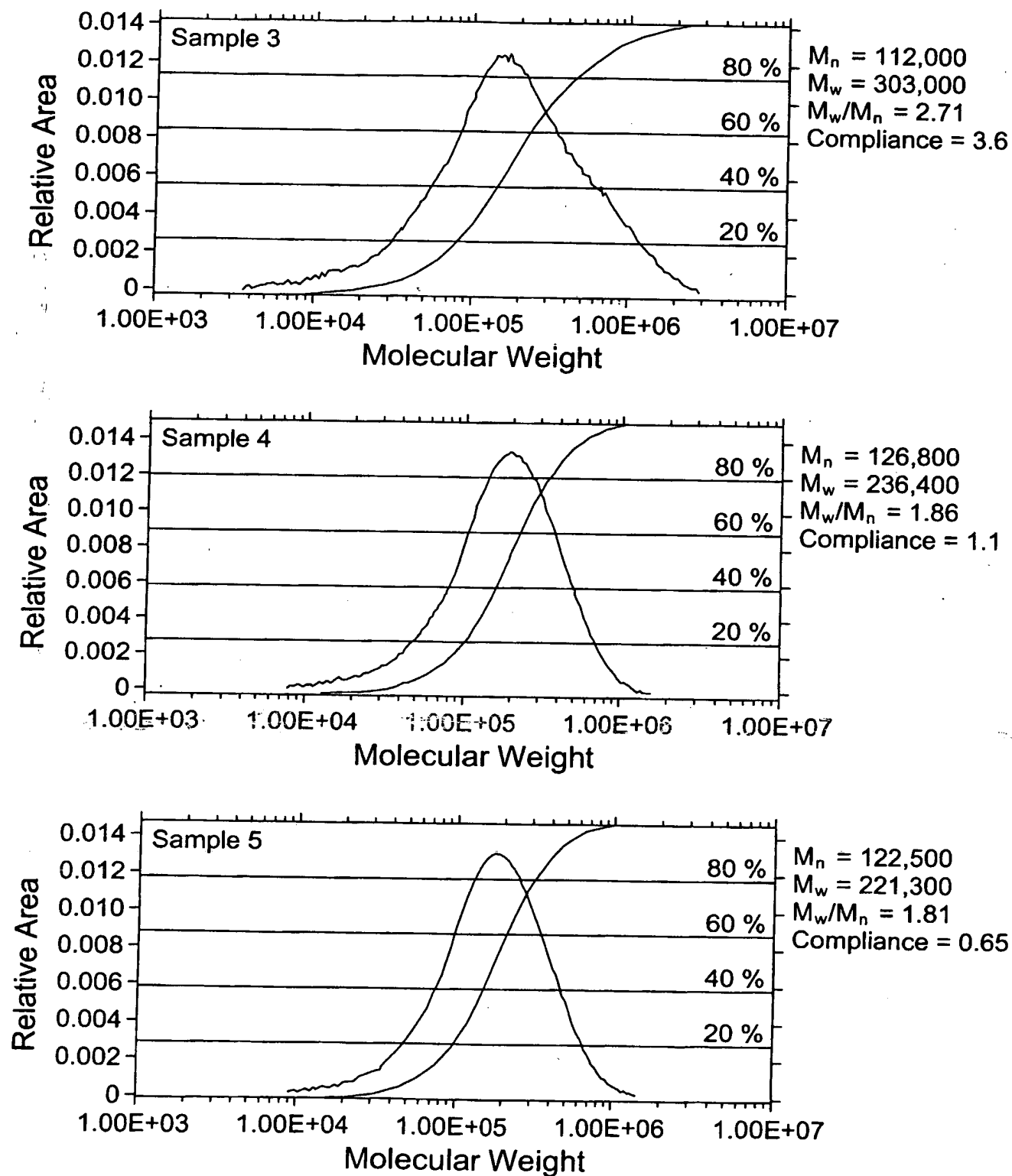
Fig. 1A  
GPC Molecular Weight Distributions



2/11

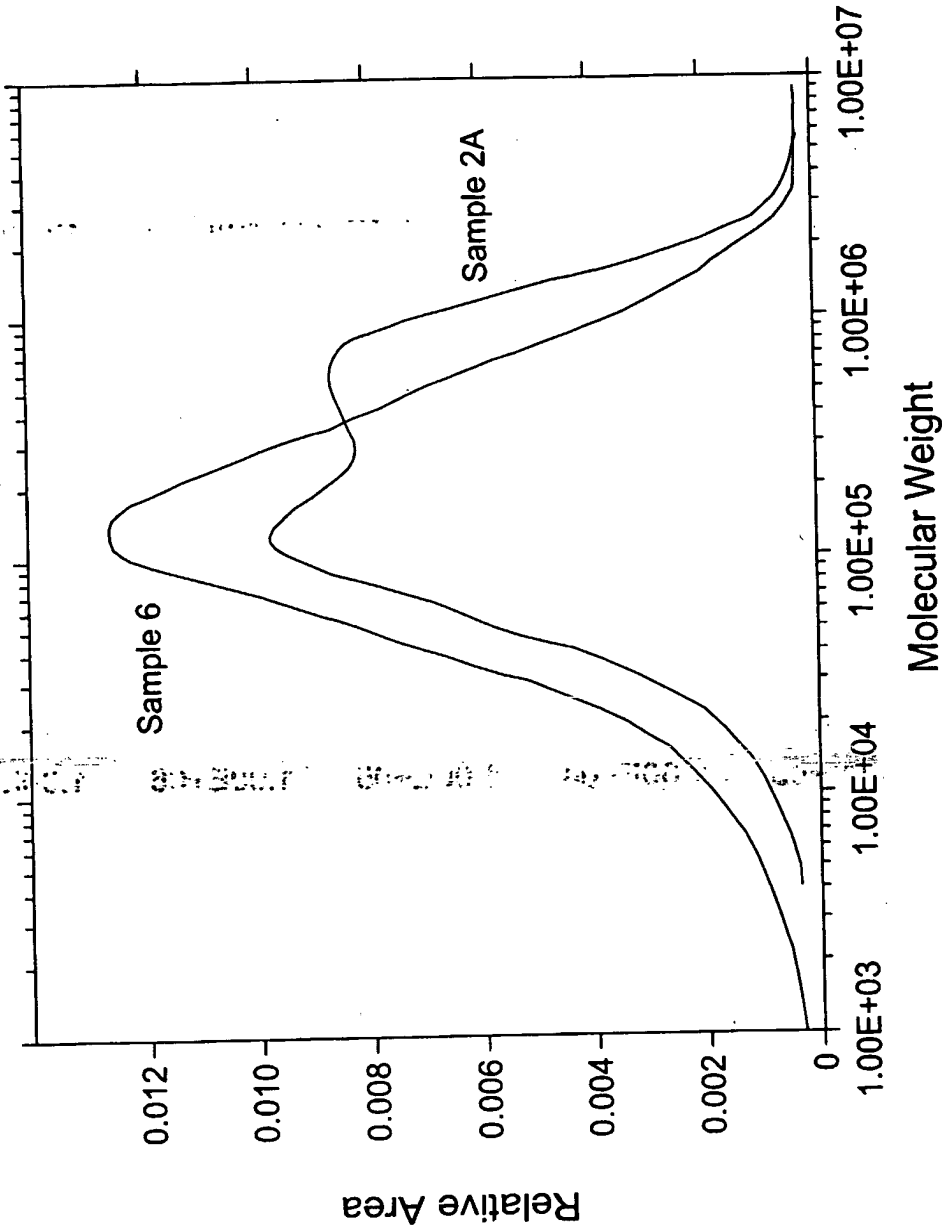
Fig. 1B

## GPC Molecular Weight Distributions



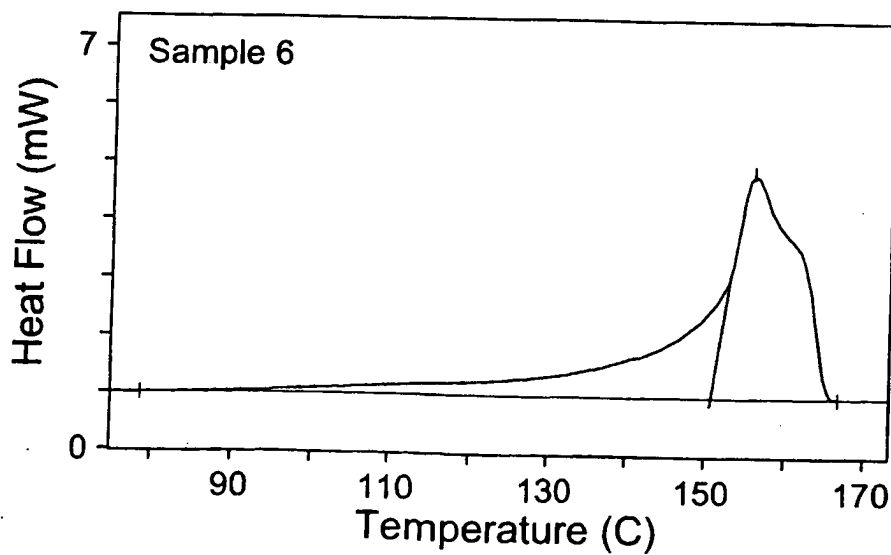
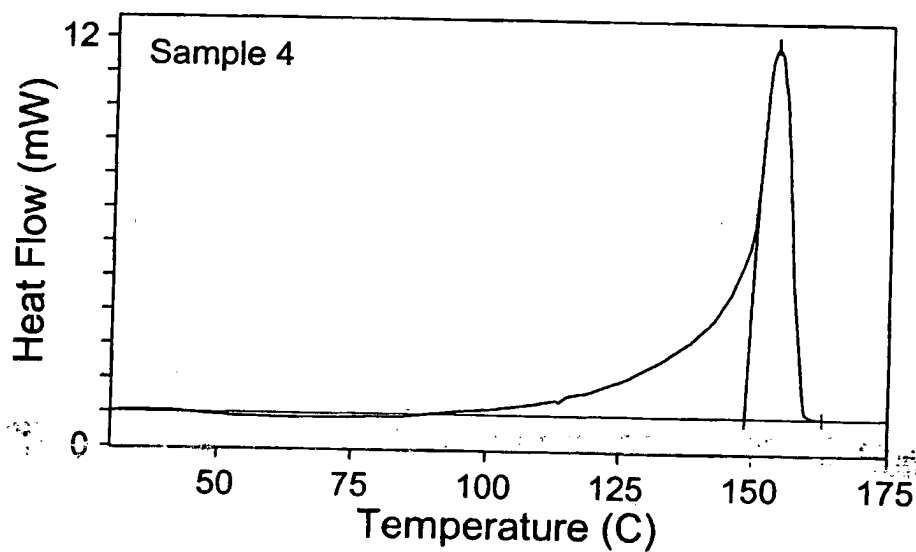
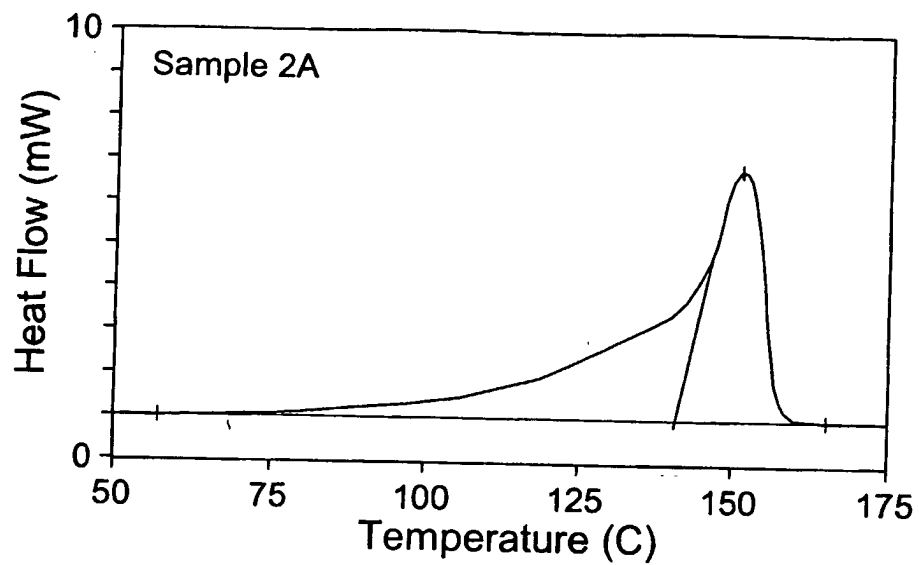
3/11

Fig. 2  
GPC Molecular Weight Distribution



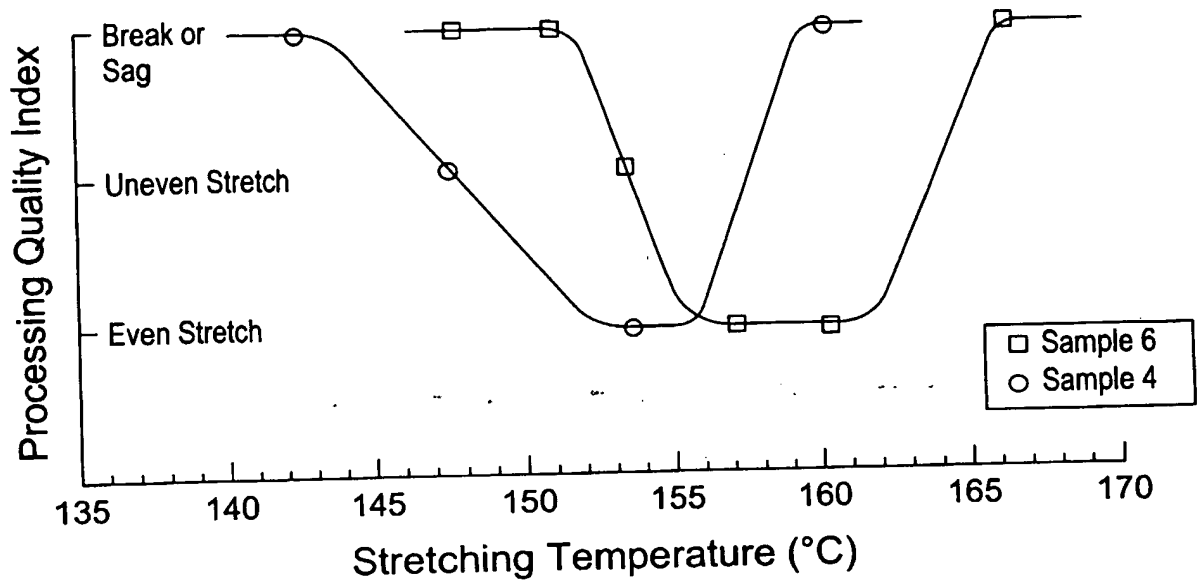
4/11

Fig. 3  
DSC Melting Distributions



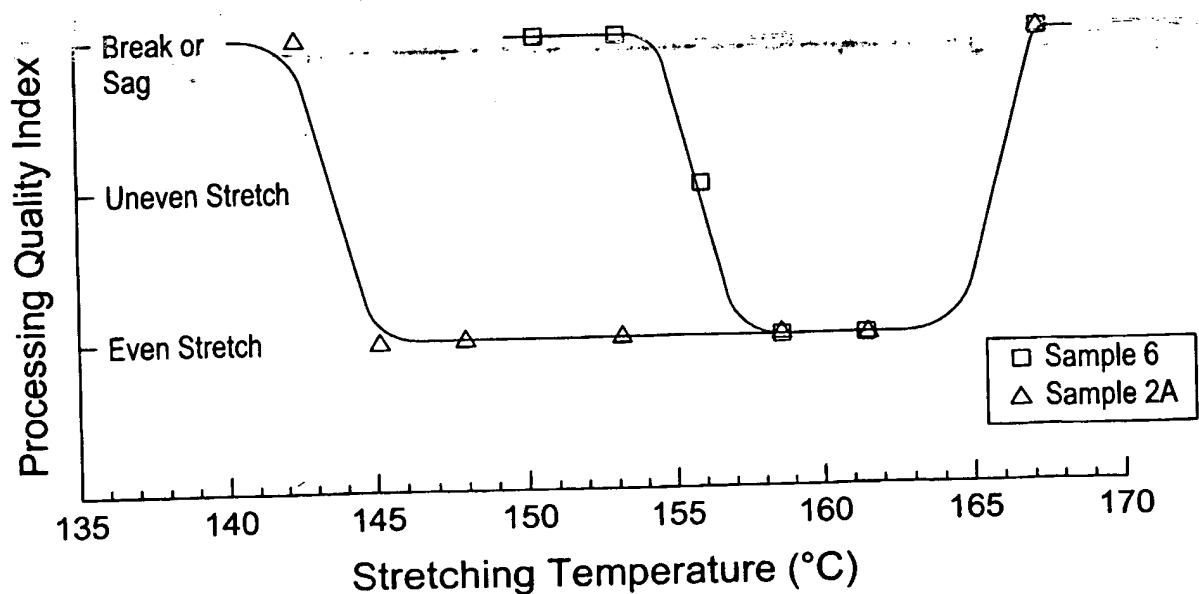
5/11

**Fig. 4A**  
**Processing Window During Biaxial Stretching**



Samples stretched on batch, biaxial stretching apparatus  
MD x TD Stretching Ratio = 6 x 6

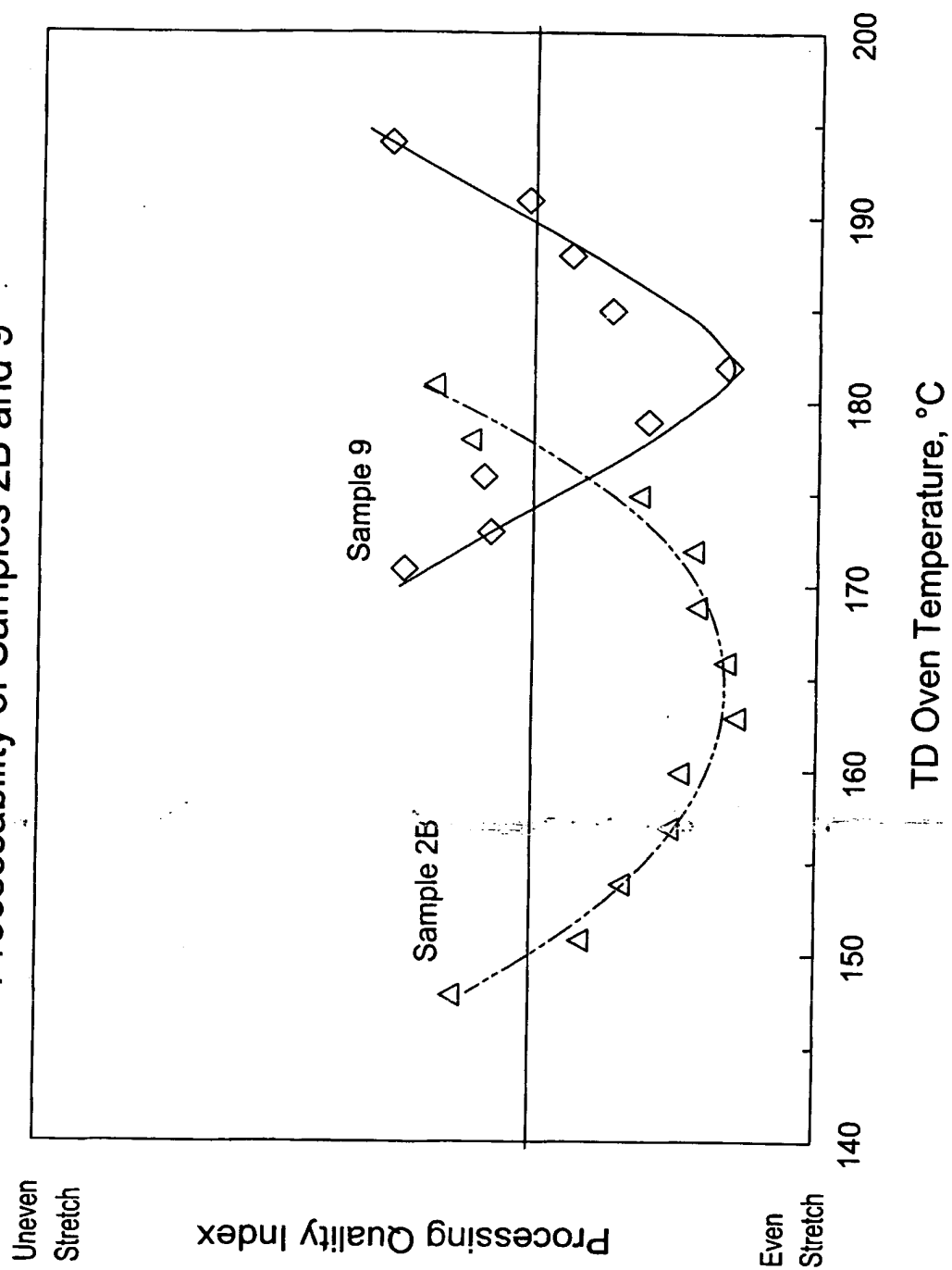
**Fig. 4B**  
**Processing Window During Biaxial Stretching**



Samples stretched on batch, biaxial stretching apparatus  
MD x TD Stretching Ratio = 6 x 6

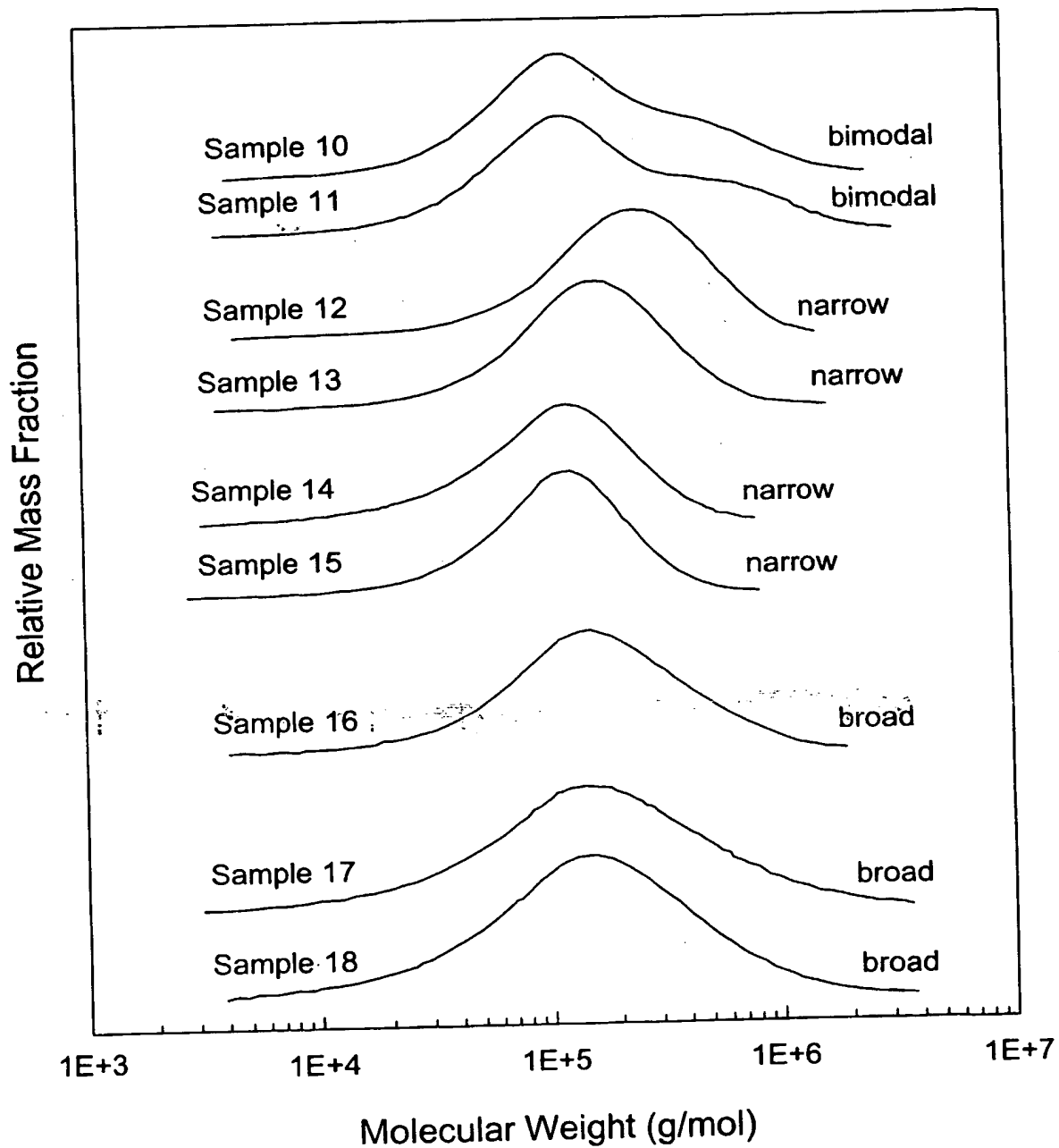
6/11

Fig. 5  
Processability of Samples 2B and 9



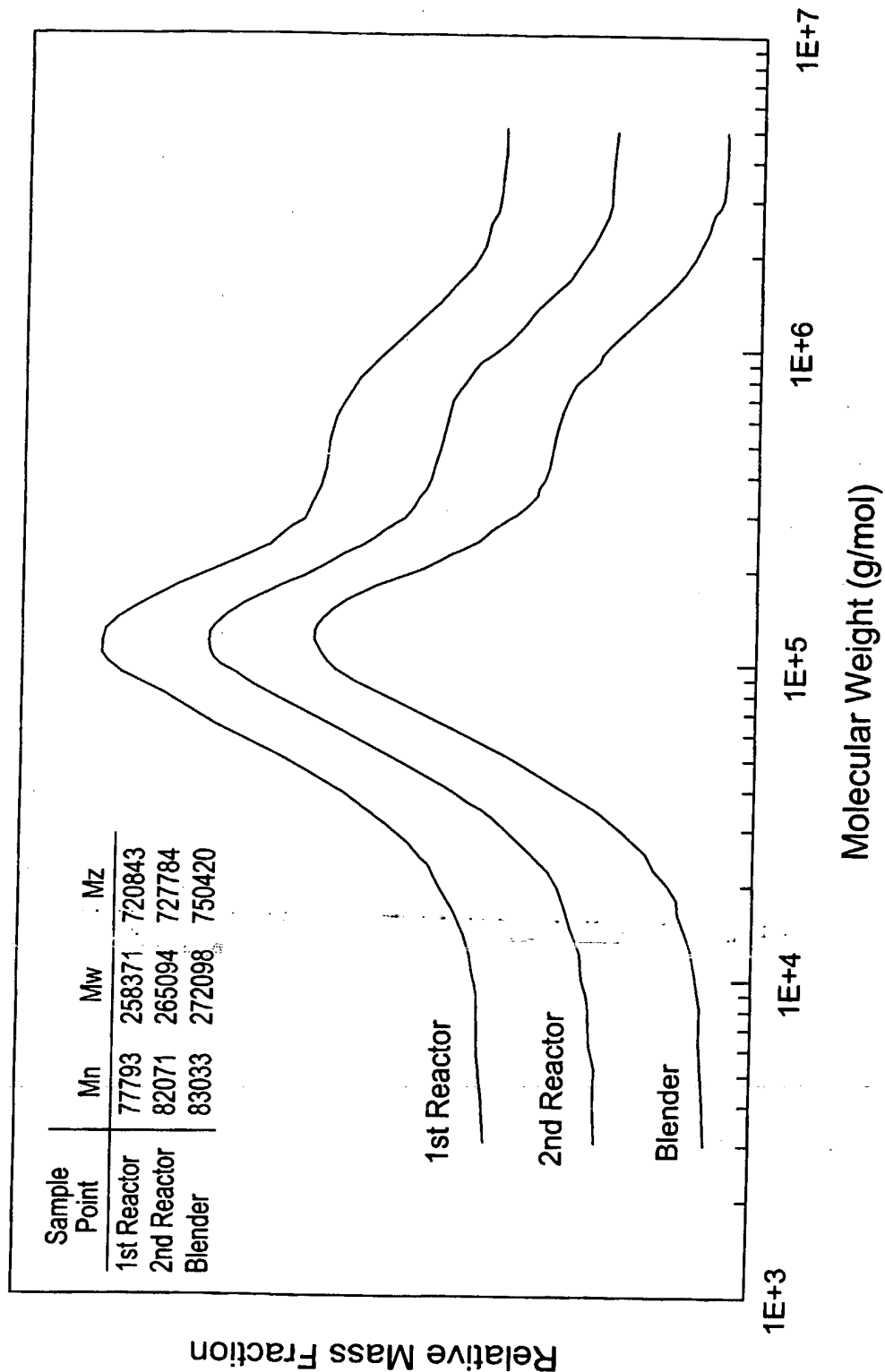
7/11

Fig. 6  
GPC Molecular Weight Distribution



8/11

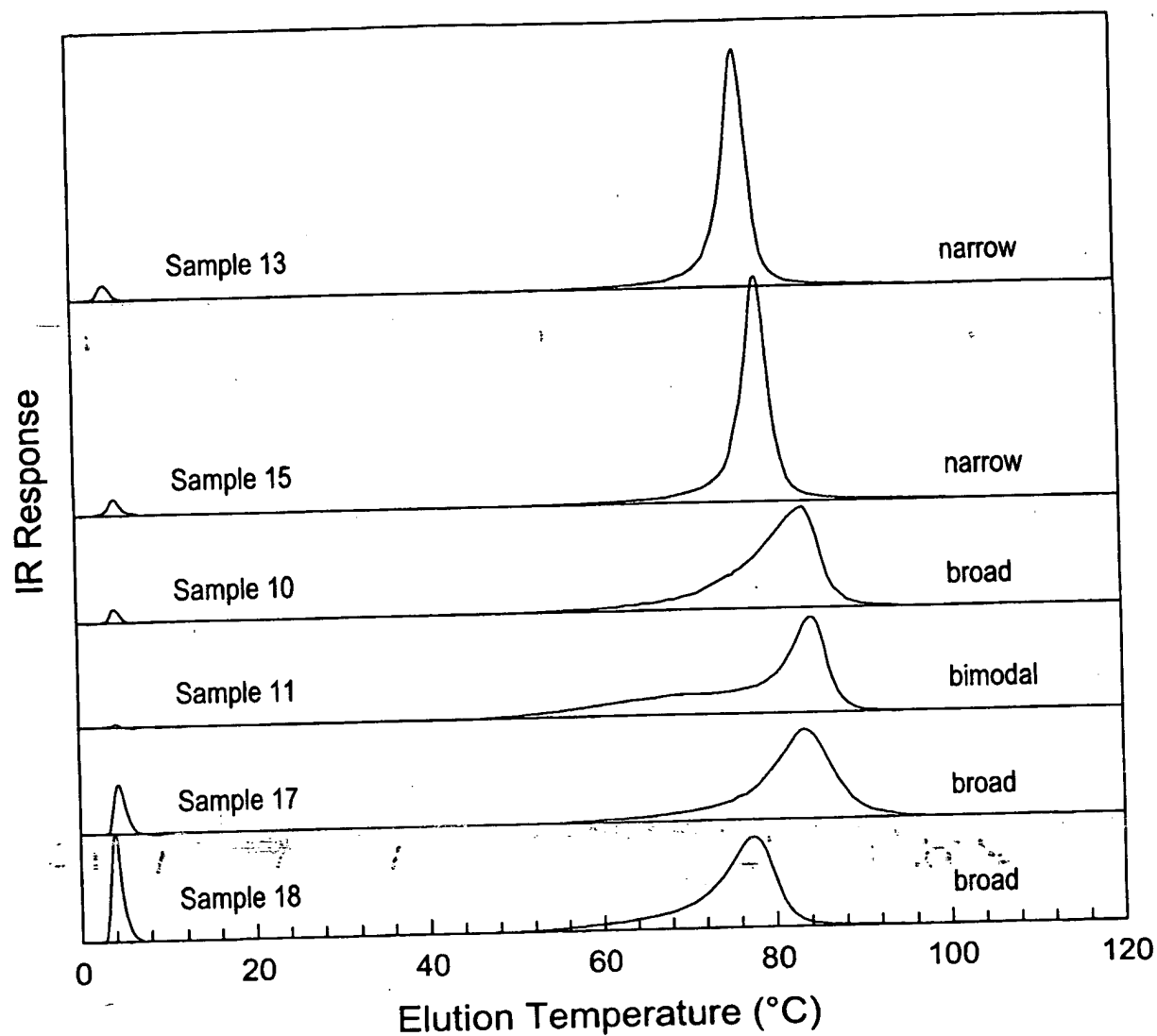
Fig. 7  
GPC Molecular Weight Distribution of  
Sample 10 Reactor Discharged Polymers





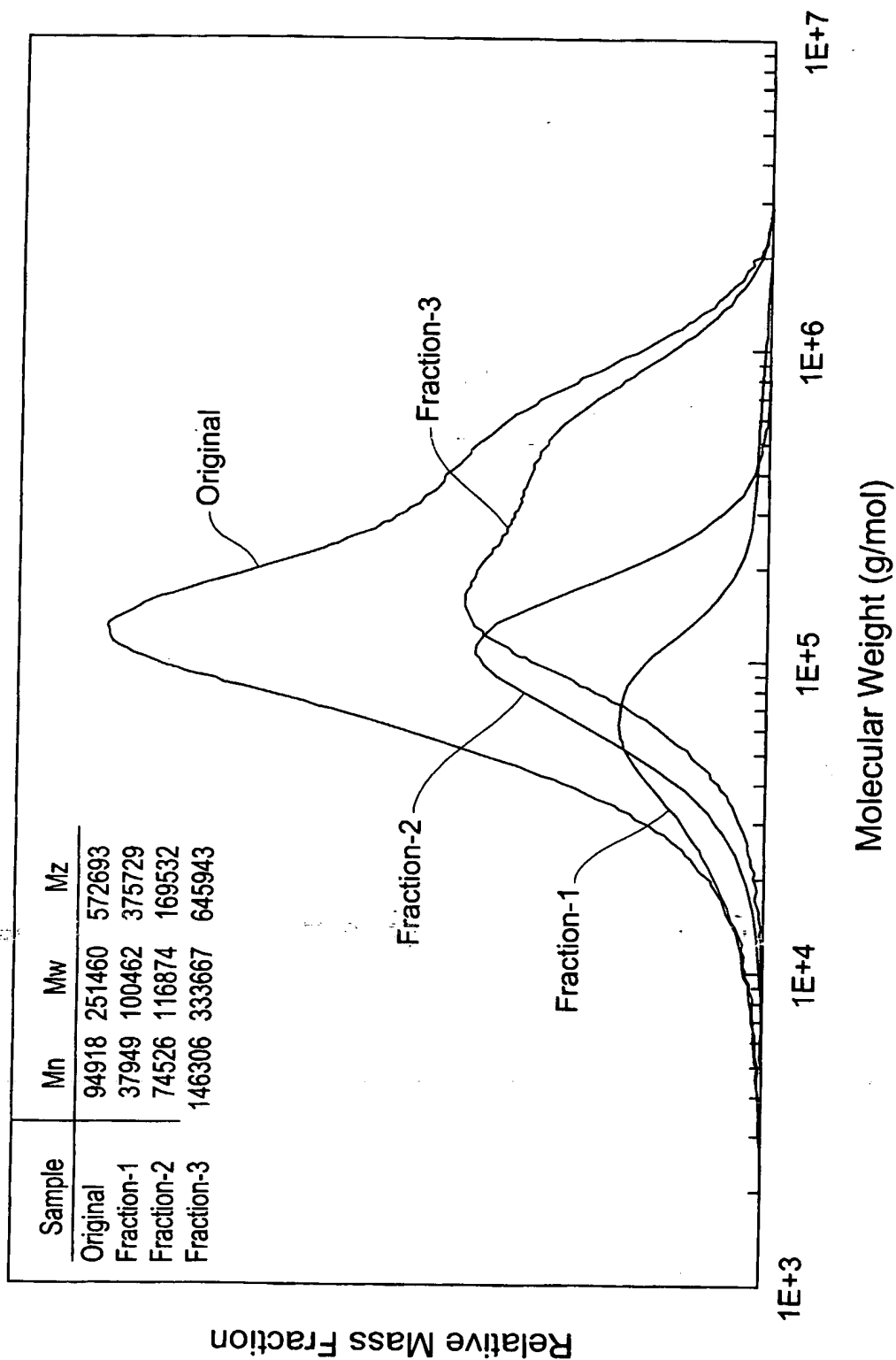
9/11

Fig. 8  
Composition Distribution



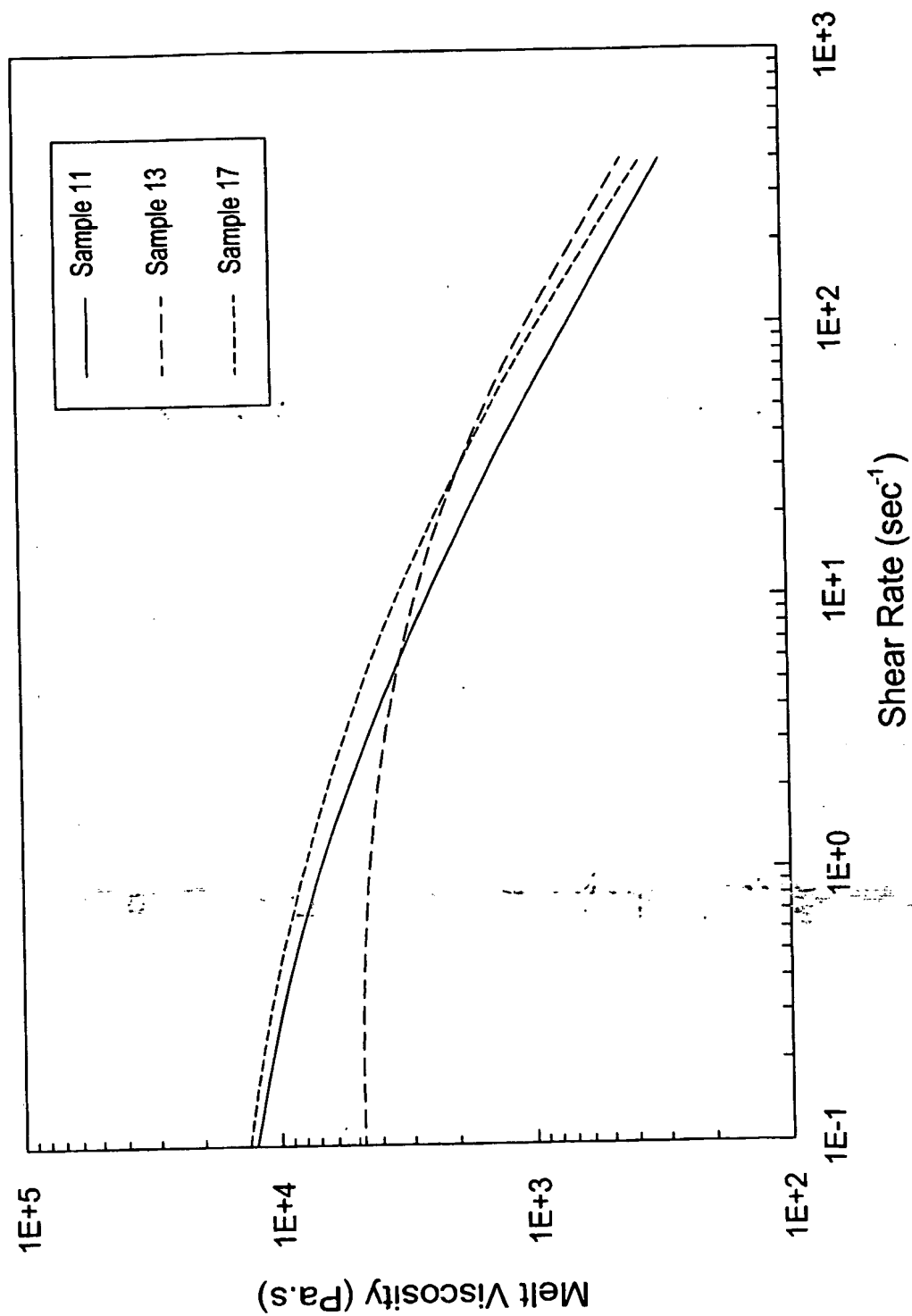
10/11

Fig. 9  
Molecular Weight Distribution of  
Sample 10 and Its Fractions



11/11

Fig. 10  
Shear Viscosity versus Shear Rate





(19) World Intellectual Property Organization  
International Bureau



(43) International Publication Date  
12 September 2002 (12.09.2002)

PCT

(10) International Publication Number  
**WO 02/070572 A3**

(51) International Patent Classification<sup>7</sup>: **C08F 210/16**,  
210/06, 297/08, C08L 23/10, C08F 4/602

(21) International Application Number: **PCT/US02/02379**

(22) International Filing Date: 28 January 2002 (28.01.2002)

(25) Filing Language: English

(26) Publication Language: English

(30) Priority Data:  
09/800,238 6 March 2001 (06.03.2001) US

(71) Applicant: **EXXONMOBIL CHEMICAL PATENTS INC.** [US/US]; 5200 Bayway Drive, Baytown, TX 77520-2101 (US).

(72) Inventors: **MEHTA, Aspy, K.**; 21210 Atascocita Point Drive, Humble, TX 77346 (US). **CHEN, Michael, C.**; 1504 Chimney Rock, Houston, TX 77056 (US). **MCALPIN, James, J.**; 16811 Heath Hollow, Houston, TX 77058 (US). **SPECA, Anthony, N.**; 4306 Hill Forest Drive, Kingwood, TX 77345-1423 (US). **TORMASCHY, Kelly**; 16704 Sabertooth Drive, Round Rock, TX 78681 (US). **LIN, Chon, Y.**; 3811 Park Center Court, Houston, TX 77059 (US).

(74) Agents: **FAULKNER, Kevin, M.** et al.; ExxonMobil Chemical Company, P.O. Box 2149, Baytown, TX 77522-2149 (US).

(81) Designated States (*national*): AE, AL, AM, AT, AU, AZ, BA, BB, BG, BR, BY, CA, CH, CN, CR, CU, CZ, DE, DK, DM, EE, ES, FI, GB, GD, GE, GH, GM, HR, HU, ID, IL, IN, IS, JP, KE, KG, KP, KR, KZ, LC, LK, LR, LS, LT, LU, LV, MA, MD, MG, MK, MN, MW, MX, NO, NZ, PL, PT, RO, RU, SD, SE, SG, SI, SK, SL, TJ, TM, TR, TT, TZ, UA, UG, UZ, VN, YU, ZA, ZW.

(84) Designated States (*regional*): ARIPO patent (GH, GM, KE, LS, MW, MZ, SD, SL, SZ, TZ, UG, ZM, ZW), Eurasian patent (AM, AZ, BY, KG, KZ, MD, RU, TJ, TM), European patent (AT, BE, CH, CY, DE, DK, ES, FI, FR, GB, GR, IE, IT, LU, MC, NL, PT, SE, TR), OAPI patent (BF, BJ, CF, CG, CI, CM, GA, GN, GQ, GW, ML, MR, NE, SN, TD, TG).

**Published:**

- with international search report
- before the expiration of the time limit for amending the claims and to be republished in the event of receipt of amendments

(88) Date of publication of the international search report:  
7 November 2002

*For two-letter codes and other abbreviations, refer to the "Guidance Notes on Codes and Abbreviations" appearing at the beginning of each regular issue of the PCT Gazette.*

(54) Title: **PROPYLENE POLYMERS FOR FILMS**

(57) Abstract: This invention relates generally to crystalline propylene polymers, to methods for their production and to methods for their use in film applications. Specifically, this invention relates to crystalline propylene polymers comprising both propylene homopolymer and propylene copolymer. The compositions are prepared using metallocene catalyst systems comprising at least two metallocenes in a polymerization process that involves the sequential or parallel polymerization of propylene homopolymer and copolymer using propylene with a small amount of comonomer, preferably ethylene. The polymerization is catalyzed by a dual metallocene catalyst system. The resulting polymers have a broad, bimodal molecular weight distribution. The resulting polymers are excellent for use in the production of biaxially oriented films or non-oriented films. Films prepared with these propylene polymers have a significantly broader processability range and can be evenly stretched at lower temperature compared to films prepared from traditional propylene polymer.

WO 02/070572 A3

## A. CLASSIFICATION OF SUBJECT MATTER

IPC 7 C08F210/16 C08F210/06 C08F297/08 C08L23/10 C08F4/602

According to International Patent Classification (IPC) or to both national classification and IPC

## B. FIELDS SEARCHED

Minimum documentation searched (classification system followed by classification symbols)

IPC 7 C08F

Documentation searched other than minimum documentation to the extent that such documents are included in the fields searched

Electronic data base consulted during the international search (name of data base and, where practical, search terms used)

WPI Data, EPO-Internal

## C. DOCUMENTS CONSIDERED TO BE RELEVANT

Category *	Citation of document, with indication, where appropriate, of the relevant passages	Relevant to claim No.
X	WO 98 10016 A (EXXON CHEMICAL PATENTS INC) 12 March 1998 (1998-03-12) cited in the application	1-93
Y	page 2, line 4 - line 14 page 3, line 11 page 11, line 1 - page 13, line 29 page 24, line 20 claims	94-104
Y	EP 0 704 463 A (MITSUI PETROCHEMICAL IND) 3 April 1996 (1996-04-03) claims	94-104
X	EP 0 516 019 A (HOECHST AG) 2 December 1992 (1992-12-02) claims; examples	1-52
	--- -/-	

☒ Further documents are listed in the continuation of box C.☒ Patent family members are listed in annex.

## \* Special categories of cited documents:

\*A\* document defining the general state of the art which is not considered to be of particular relevance

\*E\* earlier document but published on or after the international filing date

\*L\* document which may throw doubts on priority claim(s) or which is cited to establish the publication date of another citation or other special reason (as specified)

\*O\* document referring to an oral disclosure, use, exhibition or other means

\*P\* document published prior to the international filing date but later than the priority date claimed

\*T\* later document published after the international filing date or priority date and not in conflict with the application but cited to understand the principle or theory underlying the invention

\*X\* document of particular relevance; the claimed invention cannot be considered novel or cannot be considered to involve an inventive step when the document is taken alone

\*Y\* document of particular relevance; the claimed invention cannot be considered to involve an inventive step when the document is combined with one or more other such documents, such combination being obvious to a person skilled in the art.

\*8\* document member of the same patent family

Date of the actual completion of the international search

11 September 2002

Date of mailing of the international search report

25/09/2002

Name and mailing address of the ISA

European Patent Office, P.B. 5818 Patentlaan 2  
NL - 2280 HV Rijswijk  
Tel. (+31-70) 340-2040, Tx. 31 651 epo nl,  
Fax: (+31-70) 340-3016

Authorized officer

Kaumann, E

## INTERNATIONAL SEARCH REPORT

International Application No

PCT/US 02/02379

C.(Continuation) DOCUMENTS CONSIDERED TO BE RELEVANT		
Category *	Citation of document, with indication, where appropriate, of the relevant passages	Relevant to claim No.
A	WO 99 58587 A (EXXON CHEMICAL PATENTS INC) 18 November 1999 (1999-11-18) the whole document ---	1-104
A	WO 98 59002 A (BOREALIS AS ;MALM BO (FI); KAUNO ALASTALO (FI); PITKANEN PAIVI (FI) 30 December 1998 (1998-12-30) claims; examples ---	1-52
P,X	WO 01 58970 A (STEHING UDO M ;BURKHARDT TERRY J (US); EXXONMOBIL CHEM PATENTS IN) 16 August 2001 (2001-08-16) claims; examples -----	9,17,25

Patent document cited in search report		Publication date	Patent family member(s)	Publication date
WO 9810016	A	12-03-1998	CN 1229420 A	22-09-1999
			DE 69713343 D1	18-07-2002
			EP 0923618 A1	23-06-1999
			JP 2001500176 T	09-01-2001
			WO 9810016 A1	12-03-1998
			US 2001044506 A1	22-11-2001
			US 2001039314 A1	08-11-2001
EP 0704463	A	03-04-1996	DE 69511023 D1	02-09-1999
			DE 69511023 T2	27-01-2000
			EP 0704463 A1	03-04-1996
			US 5753769 A	19-05-1998
			CA 2157399 A1	12-10-1995
			CN 1130915 A	11-09-1996
			DE 69518094 D1	24-08-2000
			DE 69518094 T2	22-03-2001
			EP 0816395 A2	07-01-1998
			WO 9527741 A1	19-10-1995
			US 5969049 A	19-10-1999
EP 0516019	A	02-12-1992	AT 132168 T	15-01-1996
			AU 648172 B2	14-04-1994
			AU 1713492 A	03-12-1992
			CA 2069603 A1	28-11-1992
			DE 59204800 D1	08-02-1996
			EP 0516019 A2	02-12-1992
			ES 2082274 T3	16-03-1996
			JP 5140228 A	08-06-1993
			KR 213596 B1	02-08-1999
			RU 2100375 C1	27-12-1997
			US 5539066 A	23-07-1996
			US 5587501 A	24-12-1996
WO 9958587	A	18-11-1999	CA 2327497 A1	18-11-1999
			CN 1303400 T	11-07-2001
			EP 1078009 A1	28-02-2001
			WO 9958587 A1	18-11-1999
			US 6207750 B1	27-03-2001
			US 6306960 B1	23-10-2001
WO 9859002	A	30-12-1998	FI 972714 A	25-12-1998
			FI 972726 A	25-12-1998
			FI 972727 A	25-12-1998
			FI 972729 A	25-12-1998
			AU 726669 B2	16-11-2000
			AU 7921398 A	04-01-1999
			AU 8121198 A	04-01-1999
			BR 9810290 A	19-09-2000
			BR 9810625 A	25-07-2000
			CN 1261390 T	26-07-2000
			CN 1267310 T	20-09-2000
			EP 0991679 A1	12-04-2000
			EP 0991719 A1	12-04-2000
			WO 9858971 A1	30-12-1998
			WO 9859002 A1	30-12-1998
			JP 2002504956 T	12-02-2002
			JP 2002508013 T	12-03-2002
			US 2002082376 A1	27-06-2002



## INTERNATIONAL SEARCH REPORT

Information on patent family members

International Application No

PCT/US 02/02379

Patent document cited in search report	Publication date	Patent family member(s)	Publication date
WO 9859002 A		US 6365682 B1	02-04-2002
		US 6342564 B1	29-01-2002
		ZA 9805489 A	20-01-1999
		AU 726554 B2	09-11-2000
		AU 7921098 A	04-01-1999
		BR 9810934 A	20-11-2001
		CN 1268959 T	04-10-2000
		EP 0887379 A1	30-12-1998
		WO 9858975 A1	30-12-1998
		JP 2002504953 T	12-02-2002
		NZ 502014 A	26-04-2002
		PL 337714 A1	28-08-2000
		TW 418214 B	11-01-2001
		ZA 9805490 A	20-01-1999
		AU 7921198 A	04-01-1999
		CN 1267311 T	20-09-2000
		EP 0887380 A1	30-12-1998
		WO 9858976 A1	30-12-1998
		JP 2002504954 T	12-02-2002
		AU 7921298 A	04-01-1999
		CN 1268146 T	27-09-2000
		EP 0991684 A1	12-04-2000
		WO 9858977 A1	30-12-1998
		JP 2002504955 T	12-02-2002
WO 0158970 A	16-08-2001	WO 0158970 A1	16-08-2001
		US 6384142 B1	07-05-2002
		US 2001034411 A1	25-10-2001
		US 2002086947 A1	04-07-2002

